

Midwifery now

A snapshot as at 30 June 2022

Workforce at a glance



33,421 midwives in Australia¹

1,835 midwives on the pandemic sub-register

35,256 midwives in total

4.0% of regulated health practitioner workforce

120.9 midwives per 100,000 head of population

Registration types

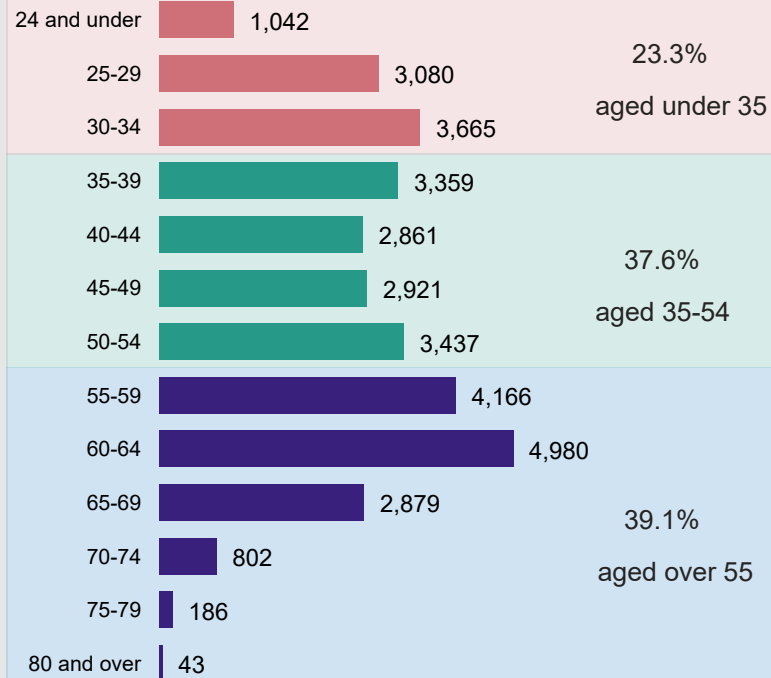


Endorsements

1 Midwife practitioner

860 Scheduled medicines

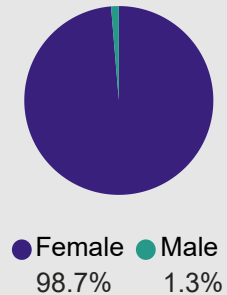
Age range at 2021/22




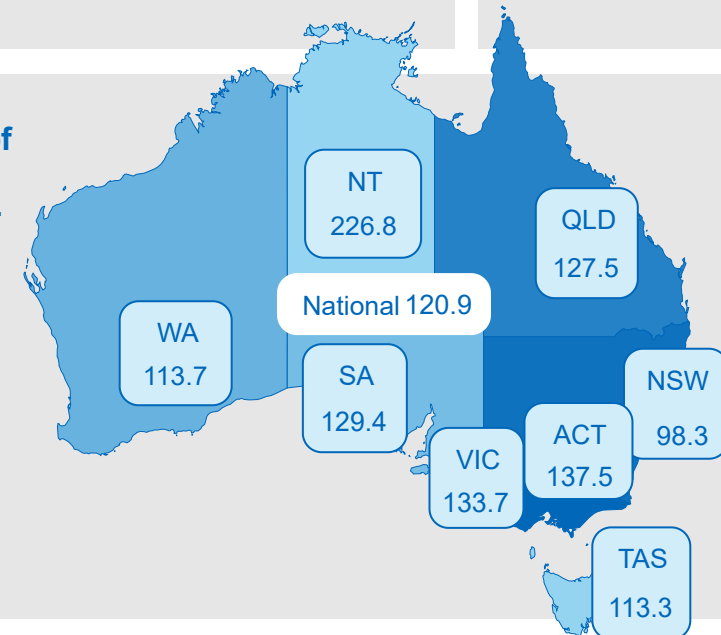
Average age (mean)

47.8 years

Gender



Midwives per 100,000 head of population excluding non-practising registrants



1. Excludes non-practising registrants and those on the pandemic sub-register, unless otherwise stated.

Midwifery now

Five year trend from 2017/18 to 2021/22

Midwives

33,486	33,421	▼
Percentage of regulated health practitioner workforce		
4.5%	4.0%	▼
Practitioners per 100,000 head of population ¹		
134.1	129.1	▼
Age		
Percentage of midwives under the age of 35		
18.9%	23.3%	▲
Percentage of midwives aged 35 to 54		
38.9%	37.6%	▼
Percentage of midwives aged 55 and over		
42.2%	39.1%	▼
Gender		
Percentage of female midwives		
98.5%	98.7%	▲
Percentage of male midwives		
1.5%	1.3%	▼

Five year trend from 2017/18 to 2021/22

Table key

2017/18

2021/22

Trend down ▼

Trend stable ●

Trend up ▲

-0.2%

decrease in midwives

Changes to registration categories

General registration		
93.7%	93.6%	▼
Provisional registration		
0.1%	0.0%	▼
Non-practising registration		
6.3%	6.4%	▲

1. Includes non-practising practitioners.

Midwifery now

Five year trend from 2017/18 to 2021/22

Changes to workforce across states and territories¹

696	686	-1.4 % ▼
	ACT	
9,223	8,898	-3.5 % ▼
	NSW	
578	584	+1.0 % ▲
	NT	
6,887	7,109	+3.2 % ▲
	QLD	
2,557	2,496	-2.4 % ▼
	SA	
673	687	+2.1 % ▲
	TAS	
9,006	9,216	+2.3 % ▲
	VIC	
3,324	3,289	-1.1 % ▼
	WA	

Changes to workforce across remoteness areas¹

22,627	22,736	+0.5 % ▲
	Major cities	
6,474	6,609	+2.1 % ▲
	Inner regional	
3,006	2,872	-4.5 % ▼
	Outer regional	
424	394	-7.1 % ▼
	Remote	
332	281	-15.4 % ▼
	Very remote	

1. Excludes practitioners who do not have an Australian Principal Place of Practice (PPP) recorded on the register - usually because they are residing overseas or have not provided a valid PPP.