

Psychology Board of Australia

Registrant data

Reporting period: 01 July 2023 to 30 September 2023



Psychology Board
Ahpra

Table of contents

Introduction.....	3
Principal place of practice.....	4
Registration type	4
Endorsements.....	5
Endorsement by PPP	5
Number of endorsements	5
Provisional registration.....	7
Provisional registrants by pathway	7
Supervisors.....	8
Board-approved supervisors	8
Registrar program supervisors	9
Age group.....	10
Registration type by age group	10
Gender.....	11
Registration type	11
Percentage	11

Introduction

The role of the Psychology Board of Australia (the Board) includes:

- registering psychologists and provisional psychologists
- developing standards, codes and guidelines for the psychology profession
- handling notifications, complaints, investigations and disciplinary hearings
- overseeing the assessment of overseas trained psychologists who wish to practise in Australia, and
- approving accreditation standards and accredited courses of study.

The Board's functions are supported by the Australian Health Practitioner Regulation Agency (Ahpra). For information about legislation governing our operations see About Ahpra at www.ahpra.gov.au/About-Ahpra/What-We-Do/Legislation.aspx.

The Board has analysed its registration data and produced a number of statistical breakdowns about registrants to share with the profession and community. The Board shares these breakdowns regularly.

For more information on psychology registration, please see the Board's website www.psychologyboard.gov.au/Registration.aspx

Principal place of practice

Principal Place of Practice (PPP) is the address declared by the psychologist to be the address at which they are predominantly practising the profession. If the psychologist is not practising the profession or is not practising predominantly at one address the Principal Place of Practice may be the psychologist's principal place of residence.

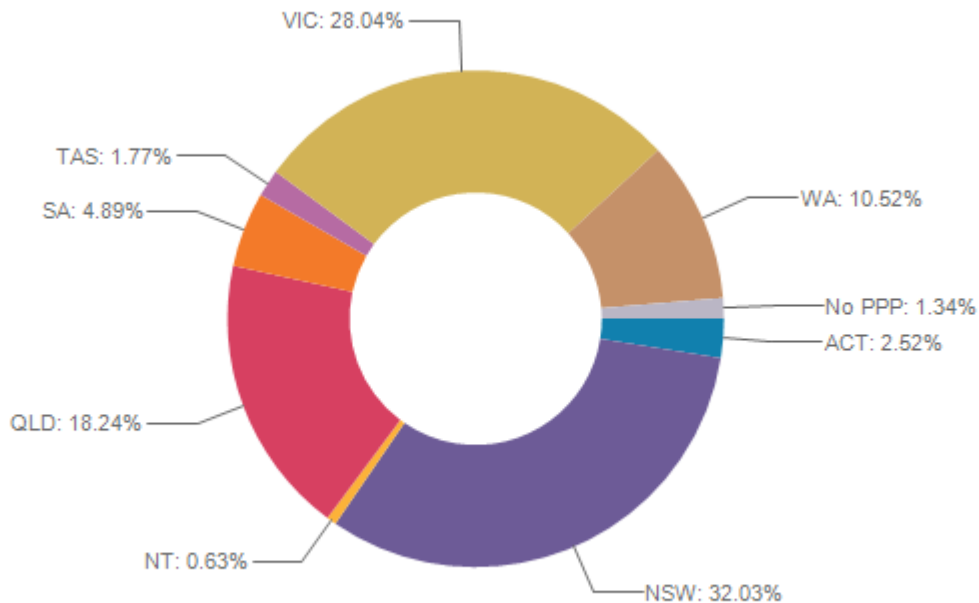
The 'No PPP' column in the tables on the following pages represents psychologists who do not have an Australian Principal Place of Practice recorded on the register usually because they are currently residing overseas or who have not provided a valid PPP.

Registration type

Table 1.1 Registration type by principal place of practice

Registration types	ACT	NSW	NT	QLD	SA	TAS	VIC	WA	No PPP	Total
General	956	11,841	238	6,869	1,823	644	10,369	3,921	410	37,071
Provisional	165	2,470	50	1,310	345	145	2,245	807	14	7,551
Non-practising	52	574	5	295	104	35	417	161	200	1,843
Total	1,173	14,885	293	8,474	2,272	824	13,031	4,889	624	46,465

Table 1.2 Registration by principal place of practice percentages



Endorsements

Area of practice endorsements by PPP

Table 2.1 Area of practice endorsements by state or territory

Area of Practice	ACT	NSW	NT	QLD	SA	TAS	VIC	WA	No PPP	Total
Clinical neuropsychology	14	213	6	137	35	8	407	60	20	900
Clinical psychology	403	3,597	53	2,042	831	256	3,145	1,390	133	11,850
Community psychology	1	6	1	3			32	9		52
Counselling psychology	8	189		101	19	13	529	199	10	1,068
Educational and developmental psychology	8	160	1	188	33	20	435	67	7	919
Forensic psychology	14	244	10	74	34	9	216	55	4	660
Health psychology	5	64	1	71	41	11	141	4	2	340
Organisational psychology	16	224		108	59	2	202	67	7	685
Sport and exercise psychology	8	26		36	7	3	22	7		109
Total	477	4,723	72	2,760	1,059	322	5,129	1,858	183	16,583

The figures in the table above show the total number of psychology area of practice endorsements recorded on the National Register. Psychologists who hold more than one endorsement are counted for each endorsement they hold. The number of individual psychologists who hold at least one area of practice endorsement after the close of business on 30 September 2023 was 15,535.

Number of endorsements

Table 2.2 Number of endorsements held

Endorsement	1	2	3	4	5	6	Total
Number of endorsed psychologists with the corresponding number of endorsements	14,555	923	49	6	1	1	15,535
% of endorsed psychologists who hold the corresponding number of endorsements	93.7%	5.9%	0.3%	<0.1%	<0.1%	<0.1%	100.0%
Number of psychologists with general registration (endorsed and non-endorsed)							37,071
% of all psychologists with general registration with one or more endorsement	39.3%	2.5%	0.1%	<0.1%	<0.1%	<0.1%	41.9%

Table 2.3 Psychologists with one endorsement and total number of endorsements - by area of practice

Area of Practice	Psychologists with one endorsement	% of psychologists with one endorsement	Total endorsements	% of total endorsements
Clinical neuropsychology	727	5.0%	900	5.4%
Clinical psychology	10,994	75.5%	11,850	71.5%
Community psychology	32	0.2%	52	0.3%
Counselling psychology	776	5.3%	1,068	6.4%
Educational and developmental psychology	751	5.2%	919	5.5%
Forensic psychology	380	2.6%	660	4.0%
Health psychology	186	1.3%	340	2.1%
Organisational psychology	617	4.2%	685	4.1%
Sport and exercise psychology	92	0.6%	109	0.7%
Total	14,555	100.0%	16,583	100.0%

The sum of individual proportions may not add up to 100% due to rounding.

Provisional Registration

Provisional registrants by pathway

Table 3.1 Provisional registrants by pathway

Pathway	ACT	NSW	NT	QLD	SA	TAS	VIC	WA	No PPP	Total
4+2 Internship	45	1,003	19	603	125	39	371	362	1	2,568
5+1 Internship	48	709	6	249	60	54	788	287	4	2,205
Higher Degree program	71	734	24	448	156	48	1,068	151	5	2,705
Transitional Program	1	24	1	10	4	4	18	7	4	73
Total	165	2,470	50	1,310	345	145	2,245	807	14	7,551

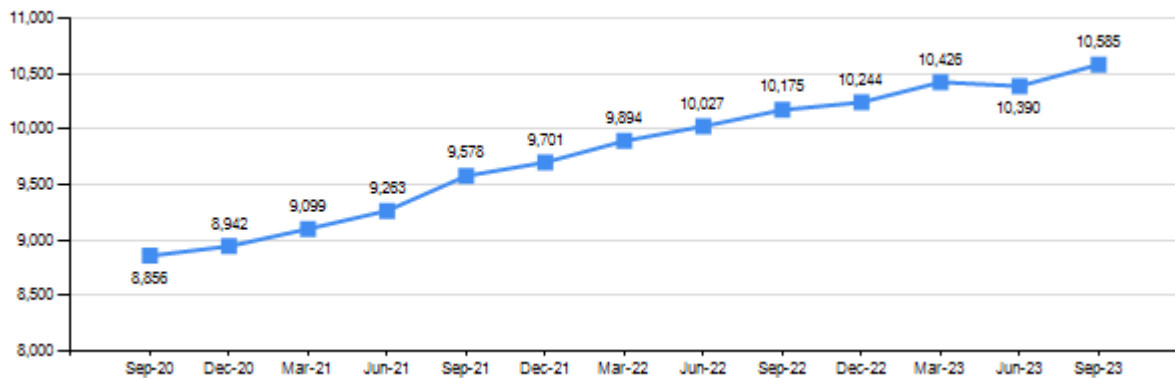
Supervisors

Board-approved supervisors

Table 4.1 Approved supervisors by PPP

PPP	Number of approved supervisors	% of general registrants
ACT	327	27.9%
NSW	3,467	23.3%
NT	59	20.1%
QLD	1,953	23.0%
SA	565	24.9%
TAS	216	26.2%
VIC	2,815	21.6%
WA	1,116	22.8%
No PPP	67	10.7%
Total	10,585	22.8%

Table 4.2 Change in the number of approved supervisors



Registrar program supervisors

Table 4.3 Registrar program principal supervisors

Area of practice	ACT	NSW	NT	QLD	SA	TAS	VIC	WA	No PPP	Total
Clinical neuropsychology	9	118	3	78	21	5	224	31	5	494
Clinical psychology	192	1,510	25	892	361	114	1,384	590	35	5,103
Community psychology	1	1	1	1			16			20
Counselling psychology	1	49		44	9		175	75	2	355
Educational and developmental psychology	2	74		86	18	9	149	33	1	372
Forensic psychology	9	133	7	35	18	4	115	24	3	348
Health psychology	3	23		38	18	3	72		1	158
Organisational psychology	6	86		55	24	2	87	20		280
Sport and exercise psychology	1	10		14	2	1	9			37
Total	224	2,004	36	1,243	471	138	2,231	773	47	7,167

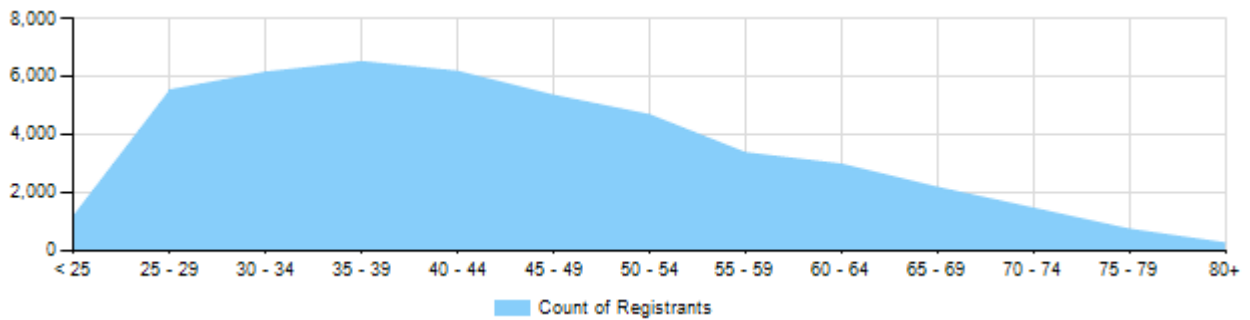
Age group

Registration type

Table 5.1 Registration type by age group

Age group	General	Provisional	Non-practising	Total
< 25	91	1,110		1,201
25 - 29	2,996	2,511	26	5,533
30 - 34	4,725	1,279	142	6,146
35 - 39	5,365	913	236	6,514
40 - 44	5,307	662	203	6,172
45 - 49	4,746	444	154	5,344
50 - 54	4,146	374	152	4,672
55 - 59	3,040	170	151	3,361
60 - 64	2,713	64	189	2,966
65 - 69	1,926	20	215	2,161
70 - 74	1,231	3	208	1,442
75 - 79	596	1	118	715
80+	189		49	238
Total	37,071	7,551	1,843	46,465

Table 5.2 Registrants by age group



Gender

Registration type

Table 6.1 Psychology registrants by gender, by state and territory and by registration type

Gender	Registration types	ACT	NSW	NT	QLD	SA	TAS	VIC	WA	No PPP	Total
Female	General	782	9,540	183	5,537	1,429	538	8,387	3,176	324	29,896
	Provisional	131	1,988	44	1,028	278	125	1,784	641	14	6,033
	Non-practising	37	438	4	237	76	24	344	142	162	1,464
Total female		950	11,966	231	6,802	1,783	687	10,515	3,959	500	37,393
Male	General	174	2,299	55	1,331	394	106	1,980	743	86	7,168
	Provisional	34	482	6	281	67	20	454	163		1,507
	Non-practising	15	136	1	58	28	11	73	19	38	379
Total male		223	2,917	62	1,670	489	137	2,507	925	124	9,054
Not stated or Intersex or Indeterminate	General		2		1			2	2		7
	Provisional				1			7	3		11
Total Not stated or Intersex or Indeterminate		0	2	0	2	0	0	9	5	0	18
Total		1,173	14,885	293	8,474	2,272	824	13,031	4,889	624	46,465

Percentage

Table 6.2 Registrants by gender percentages

Gender	ACT	NSW	NT	QLD	SA	TAS	VIC	WA	No PPP	Total
Female	81.0%	80.4%	78.8%	80.3%	78.5%	83.4%	80.7%	81.0%	80.1%	80.5%
Male	19.0%	19.6%	21.2%	19.7%	21.5%	16.6%	19.2%	18.9%	19.9%	19.5%
Not stated or Intersex or Indeterminate		<0.1%		<0.1%			<0.1%	0.1%		<0.1%