

# Nursing and Midwifery Board of Australia

## Registrant data

---

Reporting period: 01 January 2020 to 31 March 2020



**Nursing and  
Midwifery Board**  
Ahpra

## Table of contents

Introduction.....	3
Principal place of practice.....	4
<b>Registration type</b> .....	4
<b>General registration</b> .....	6
<b>Non-practising registration</b> .....	7
<b>Provisional registration</b> .....	8
<b>Endorsments</b> .....	9
<b>Notations</b> .....	10
Age group.....	11
<b>General registration</b> .....	11
<b>Non-practising registration</b> .....	12
<b>Provisional registration</b> .....	13
Gender.....	14
<b>General registration</b> .....	14
<b>Non-practising registration</b> .....	16
<b>Provisional registration</b> .....	18

## Introduction

This report contains registration information about nurses and midwives registered with the Nursing and Midwifery Board of Australia (NMBA).

The functions of the NMBA are defined under the [National Law](#), and include:

- Registering nurses, midwives and students of nursing and midwifery
- Determining national registration requirements
- Developing professional codes, standards, guidelines and position statements to guide the practice of nurses and midwives
- Managing notifications, investigations and panel hearings
- Overseeing the assessment of internationally qualified nurses and midwives who wish to register in Australia
- Approving national accreditation standards and accredited programs of study leading to registration and endorsement
- Delegating to state and territory boards and committees of the NMBA, and Ahpra staff, the power to determine individual applications for registration and notification of a nurse's or midwife's health, performance and/or conduct, and a student's health or criminal history

*\*Co-regulatory models apply in New South Wales (NSW) and Queensland (QLD). In NSW, notifications are managed separately by the Nursing and Midwifery Council of NSW; the NSW Board of the NMBA only manages registration matters. In QLD, notifications are received by the Office of the Health Ombudsman (OHO), who determines which notifications should be managed by the NMBA.*

The NMBA's functions are supported by the [Australian Health Practitioner Regulation Agency](#) (Ahpra). For information about legislation governing the NMBA and Ahpra, see [Ahpra's Legislation & Publications](#) at [www.ahpra.gov.au/Legislation-and-Publications.aspx](http://www.ahpra.gov.au/Legislation-and-Publications.aspx)

Ahpra has analysed the NMBA's registration data and produced a number of statistical tables<sup>1</sup> about registrants to share with the professions and community. This report is updated on a quarterly basis.

For more information on nursing and midwifery registration, please see the NMBA's website: [www.nursingmidwiferyboard.gov.au/Registration-and-Endorsement.aspx](http://www.nursingmidwiferyboard.gov.au/Registration-and-Endorsement.aspx)

<sup>1</sup> Note that the data for dual registration in the tables and diagrams includes where a nurse or a midwife may be non-practising in one category, for example enrolled nurse (non-practising) & registered nurse (practising) or nurse (non-practising) & midwife (practising).

## Principal place of practice

### Registration type

Table 1.1 Registration type by principal place of practice\*

Profession	Registration types	Divisions	ACT	NSW	NT	QLD	SA	TAS	VIC	WA	No PPP	Total	
Nurse	General	Enrolled Nurse (EN)	724	13,907	430	13,684	7,879	1,686	20,732	5,738	108	64,888	
		Registered Nurse (RN)	5,475	89,236	3,793	63,544	23,778	7,481	78,746	31,124	11,235	314,412	
		EN & RN	109	1,663	70	1,912	912	88	3,530	821	30	9,135	
	<b>Total General Nurse</b>			<b>6,308</b>	<b>104,806</b>	<b>4,293</b>	<b>79,140</b>	<b>32,569</b>	<b>9,255</b>	<b>103,008</b>	<b>37,683</b>	<b>11,373</b>	<b>388,435</b>
	Non-practising	Enrolled Nurse (EN)	19	307	5	204	128	22	268	99	13	1,065	
		Registered Nurse (RN)	78	1,471	20	673	302	103	737	321	434	4,139	
		EN & RN		5		5	3	1	9	3	4	30	
	<b>Total Non-practising Nurse</b>			<b>97</b>	<b>1,783</b>	<b>25</b>	<b>882</b>	<b>433</b>	<b>126</b>	<b>1,014</b>	<b>423</b>	<b>451</b>	<b>5,234</b>
	Provisional	Enrolled Nurse (EN)	1	11	1	13	12		18	12		68	
		Registered Nurse (RN)	3	41	3	48	19	5	38	20	1	178	
		EN & RN				1						1	
	<b>Total Provisional Nurse</b>			<b>4</b>	<b>52</b>	<b>4</b>	<b>62</b>	<b>31</b>	<b>5</b>	<b>56</b>	<b>32</b>	<b>1</b>	<b>247</b>
	<b>Total Nurse</b>			<b>6,409</b>	<b>106,641</b>	<b>4,322</b>	<b>80,084</b>	<b>33,033</b>	<b>9,386</b>	<b>104,078</b>	<b>38,138</b>	<b>11,825</b>	<b>393,916</b>

Table 1.1 (continued from page 4)

Profession	Registration types	Divisions	ACT	NSW	NT	QLD	SA	TAS	VIC	WA	No PPP	Total	
Nurse and Midwife	General	EN & Midwife	1	15	3	27	12		34	3		95	
		RN & Midwife	481	7,228	467	5,524	1,719	610	7,389	2,765	272	26,455	
		EN & RN & Midwife		27	1	5	2	2	28	14		79	
	<b>Total General Nurse and Midwife</b>		<b>482</b>	<b>7,270</b>	<b>471</b>	<b>5,556</b>	<b>1,733</b>	<b>612</b>	<b>7,451</b>	<b>2,782</b>	<b>272</b>	<b>26,629</b>	
	Non-practising	EN & Midwife							1			1	
		RN & Midwife	16	239	2	79	35	8	89	30	25	523	
	<b>Total Non-practising Nurse and Midwife</b>		<b>16</b>	<b>239</b>	<b>2</b>	<b>79</b>	<b>35</b>	<b>8</b>	<b>90</b>	<b>30</b>	<b>25</b>	<b>524</b>	
	Provisional	RN & Midwife		2		2				2		6	
	<b>Total Provisional Nurse and Midwife</b>		<b>0</b>	<b>2</b>	<b>0</b>	<b>2</b>	<b>0</b>	<b>0</b>	<b>0</b>	<b>0</b>	<b>2</b>	<b>0</b>	<b>6</b>
	Non-practising and Provisional	RN & Midwife										0	
<b>Total Non-practising and Provisional Nurse and Midwife</b>		<b>0</b>	<b>0</b>	<b>0</b>	<b>0</b>	<b>0</b>	<b>0</b>	<b>0</b>	<b>0</b>	<b>0</b>	<b>0</b>	<b>0</b>	
<b>Total Nurse and Midwife</b>			<b>498</b>	<b>7,511</b>	<b>473</b>	<b>5,637</b>	<b>1,768</b>	<b>620</b>	<b>7,541</b>	<b>2,814</b>	<b>297</b>	<b>27,159</b>	
Midwife	General		193	1,480	94	1,341	716	45	1,550	474	210	6,103	
	Non-practising		1	13	2	10	6		22	6	8	68	
	Provisional					1			2			3	
<b>Total Midwife</b>			<b>194</b>	<b>1,493</b>	<b>96</b>	<b>1,352</b>	<b>722</b>	<b>45</b>	<b>1,574</b>	<b>480</b>	<b>218</b>	<b>6,174</b>	
<b>Total</b>			<b>7,101</b>	<b>115,645</b>	<b>4,891</b>	<b>87,073</b>	<b>35,523</b>	<b>10,051</b>	<b>113,193</b>	<b>41,432</b>	<b>12,340</b>	<b>427,249</b>	

\* The Nursing and Midwifery Board introduced Provisional Registration for Nurses and Midwives in September 2015.

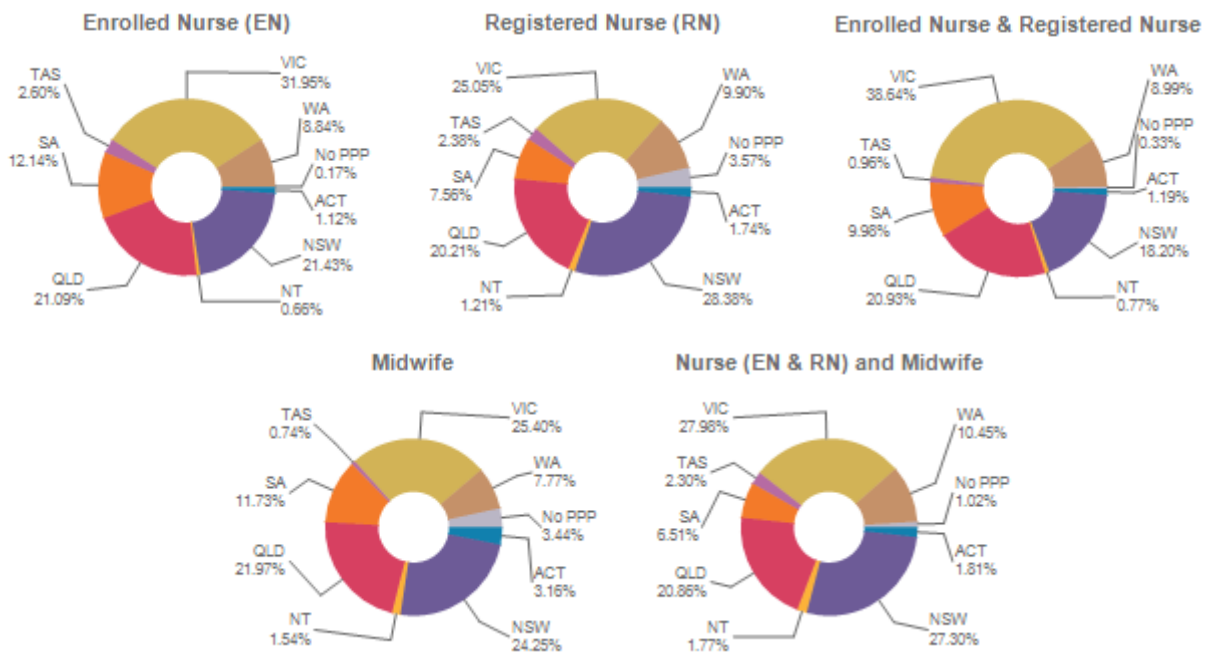
## General registration

**Table 2.1 Totals for practitioners with general registration as Nurse and/or Midwife**

Division	ACT	NSW	NT	QLD	SA	TAS	VIC	WA	No PPP	Total
Enrolled Nurse (EN)	724	13,907	430	13,684	7,879	1,686	20,732	5,738	108	<b>64,888</b>
Registered Nurse (RN)	5,475	89,236	3,793	63,544	23,778	7,481	78,746	31,124	11,235	<b>314,412</b>
EN & RN	109	1,663	70	1,912	912	88	3,530	821	30	<b>9,135</b>
Midwife	193	1,480	94	1,341	716	45	1,550	474	210	<b>6,103</b>
Nurse (EN & RN) and Midwife*	482	7,270	471	5,556	1,733	612	7,451	2,782	272	<b>26,629</b>

\* Practitioners with a Nurse and Midwife registration may hold registration as an EN and Midwife, RN and Midwife, or EN and RN and Midwife.

**Table 2.2 Percentage of general registration by principal place of practice**



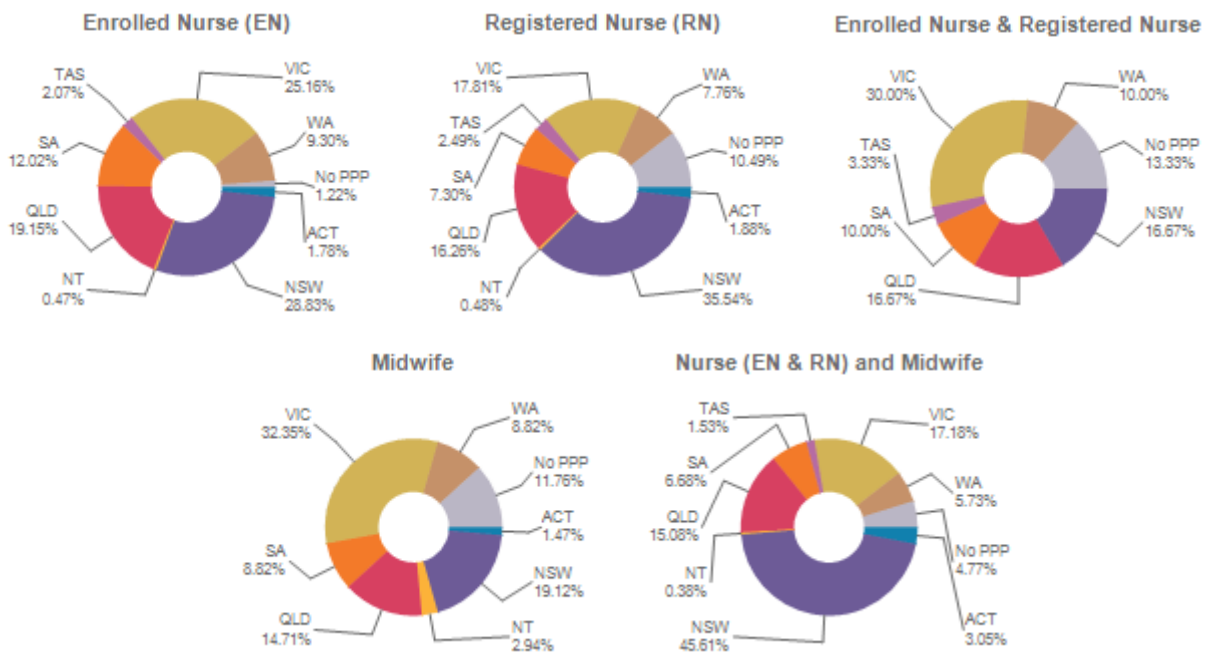
## Non-practising registration

**Table 3.1 Totals for practitioners with non-practising registration as Nurse and/or Midwife**

Division	ACT	NSW	NT	QLD	SA	TAS	VIC	WA	No PPP	Total
Enrolled Nurse (EN)	19	307	5	204	128	22	268	99	13	<b>1,065</b>
Registered Nurse (RN)	78	1,471	20	673	302	103	737	321	434	<b>4,139</b>
EN & RN		5		5	3	1	9	3	4	<b>30</b>
Midwife	1	13	2	10	6		22	6	8	<b>68</b>
Nurse (EN & RN) and Midwife*	16	239	2	79	35	8	90	30	25	<b>524</b>

\* Practitioners with a Nurse and Midwife registration may hold registration as an EN and Midwife, RN and Midwife, or EN and RN and Midwife.

**Table 3.2 Percentage of non-practising registration by principal place of practice**



## Provisional registration

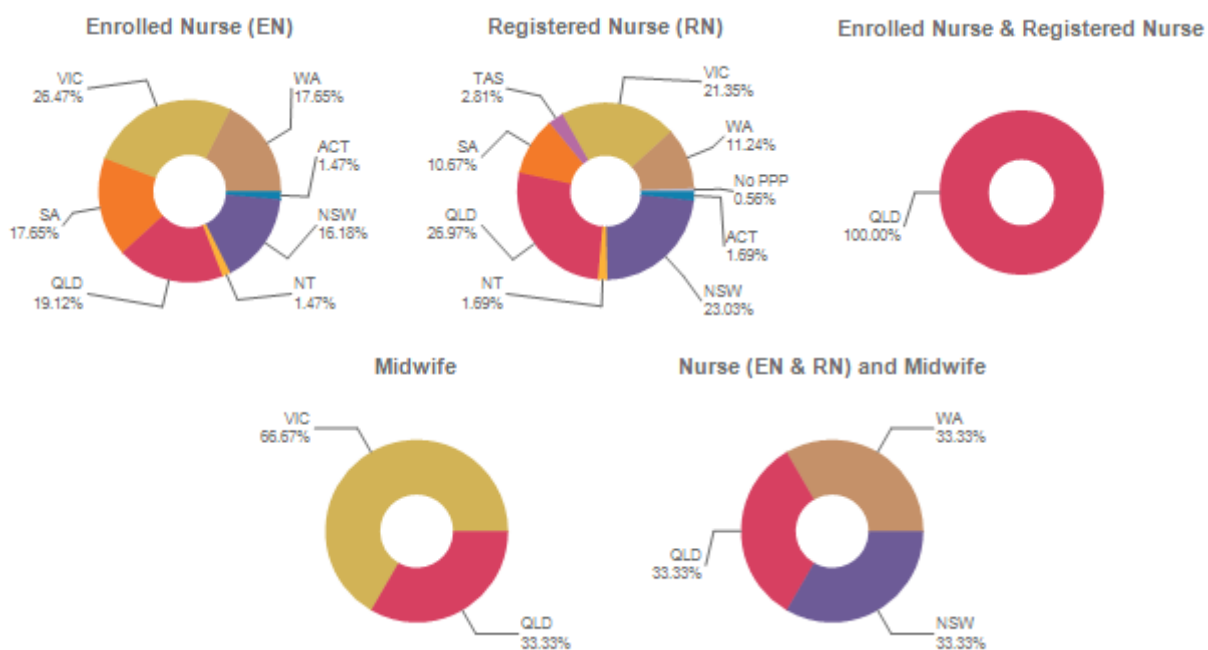
Provisional registration is a registration type used by the NMBA for registered nurses, enrolled nurses and/or midwives who want to return to the register after an absence from practice. Provisional registration enables a registered nurse, enrolled nurse and/or midwife to complete a period of supervised practice or a NMBA-approved re-entry to practice program to be eligible for general registration.

**Table 4.1 Totals for practitioners with provisional registration as Nurse and/or Midwife**

Division	ACT	NSW	NT	QLD	SA	TAS	VIC	WA	No PPP	Total
Enrolled Nurse (EN)	1	11	1	13	12		18	12		<b>68</b>
Registered Nurse (RN)	3	41	3	48	19	5	38	20	1	<b>178</b>
EN & RN				1						<b>1</b>
Midwife				1			2			<b>3</b>
Nurse (EN & RN) and Midwife*		2		2				2		<b>6</b>

\* Practitioners with a Nurse and Midwife registration may hold registration as an EN and Midwife, RN and Midwife, or EN and RN and Midwife.

**Table 4.2 Percentage of provisional registration by principal place of practice**





## Endorsements by type

The NMBA endorsements for registered nurses are:

- Nurse Practitioner
- Registered Nurse - scheduled medicines (rural and isolated practice)

The NMBA endorsements for midwives are:

- Midwife – scheduled medicines
- Midwife Practitioner – refer [Position-Statement Midwife Practitioners \(7 April 2011\)](#)

**Table 5.1 Registered Nurse and Midwife - Endorsements by principal place of practice**

Profession	Endorsement	ACT	NSW	NT	QLD	SA	TAS	VIC	WA	No PPP	Total
Nurse	Nurse Practitioner	58	448	32	529	162	47	456	256	29	2,017
	Scheduled Medicines - Rural and isolated practice	8	38	24	843	15	10	230	24	12	1,204
Midwife	Midwife practitioner		1								1
	Scheduled Medicines*	7	93	7	211	49	14	114	103	2	600
<b>Total</b>		<b>73</b>	<b>580</b>	<b>63</b>	<b>1,583</b>	<b>226</b>	<b>71</b>	<b>800</b>	<b>383</b>	<b>43</b>	<b>3,822</b>

\* The above numbers under 'Midwife - Scheduled Medicines' reflect those midwives who have met the NMBA Registration standard for endorsement for scheduled medicines for midwives.

## Notations

Registered nurses with a sole qualification in mental health nursing or paediatric nursing or disability nursing - rather than a qualification in general nursing - are identified on the national register with a notation, which states: Solely qualified in the area of Disability Nursing / Mental Health Nursing / Paediatric Nursing.

**Table 6.1 Registered Nurse notations**

Notation	ACT	NSW	NT	QLD	SA	TAS	VIC	WA	No PPP	Total
Disability Nursing		41	3	13	5		24	24	22	<b>132</b>
Mental Health nursing	12	295	22	219	201	18	377	979	210	<b>2,333</b>
Paediatric Nursing	2	147	4	117	17	2	89	160	102	<b>640</b>
<b>Total</b>	<b>14</b>	<b>483</b>	<b>29</b>	<b>349</b>	<b>223</b>	<b>20</b>	<b>490</b>	<b>1,163</b>	<b>334</b>	<b>3,105</b>

### Midwife notations

**Note:** All midwives who held the Eligible Midwife notation either now hold the Midwife Scheduled Medicines endorsement or have determined they no longer require the Eligible Midwife notation.

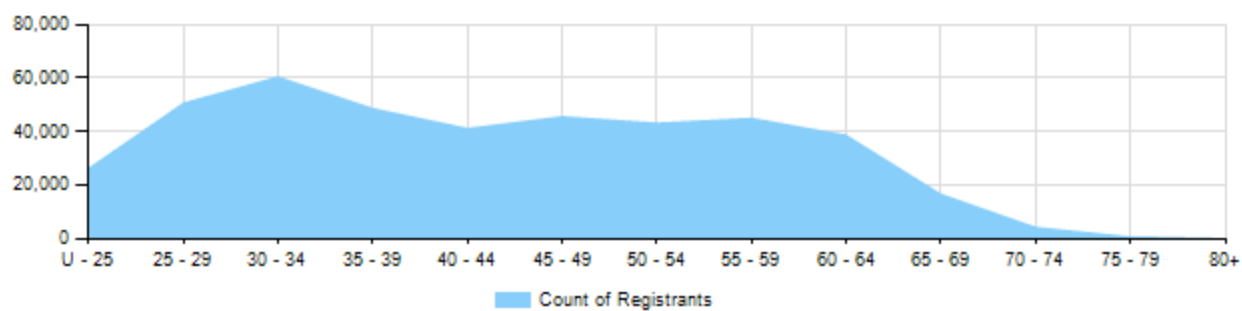
## Age group

### General registration

**Table 7.1 General registration by age group**

Age group	Nurse			Nurse and Midwife			Midwife	Total	% age bracket
	EN	RN	EN & RN	EN	RN	EN & RN			
U - 25	6,268	18,093	674	1	664	1	585	26,286	6.2%
25 - 29	6,669	39,148	1,733	13	1,923	20	1,082	50,588	12.0%
30 - 34	6,386	48,885	1,904	25	2,143	16	1,030	60,389	14.3%
35 - 39	5,738	38,577	1,338	13	2,006	11	904	48,587	11.5%
40 - 44	5,230	32,309	956	16	1,894	8	751	41,164	9.8%
45 - 49	6,331	35,151	869	15	2,526	9	656	45,557	10.8%
50 - 54	7,755	30,908	746	5	3,270	5	476	43,165	10.2%
55 - 59	9,049	30,107	572	6	4,952	7	274	44,967	10.7%
60 - 64	7,780	25,877	266	1	4,514	1	211	38,650	9.2%
65 - 69	2,989	11,550	62		1,962	1	103	16,667	4.0%
70 - 74	596	3,159	15		489		27	4,286	1.0%
75 - 79	86	549			97		4	736	0.2%
80+	11	99			15			125	<0.1%
<b>Total</b>	<b>64,888</b>	<b>314,412</b>	<b>9,135</b>	<b>95</b>	<b>26,455</b>	<b>79</b>	<b>6,103</b>	<b>421,167</b>	<b>100.0%</b>

**Table 7.2 General registration by age group**

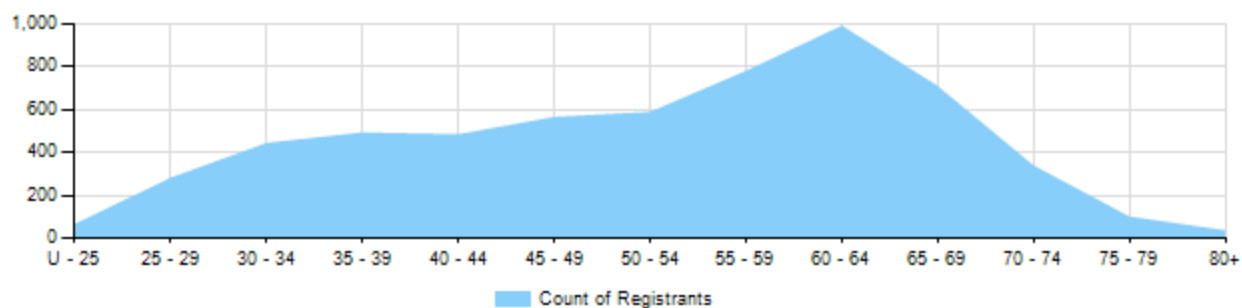


## Non-practising registration

**Table 8.1 Non-practising registration by age group**

Age group	Nurse			Nurse and Midwife			Total	% age bracket
	EN	RN	EN & RN	EN	RN	Midwife		
U - 25	29	33				1	63	1.1%
25 - 29	70	191	3		5	9	278	4.8%
30 - 34	83	325	10		10	12	440	7.6%
35 - 39	81	379	2	1	18	8	489	8.4%
40 - 44	73	382	1		16	8	480	8.2%
45 - 49	100	418	2		35	6	561	9.6%
50 - 54	144	395	3		34	8	584	10.0%
55 - 59	188	500	3		80	4	775	13.3%
60 - 64	184	678	4		113	7	986	16.9%
65 - 69	82	494	2		123	4	705	12.1%
70 - 74	28	250			56	1	335	5.8%
75 - 79	3	70			24		97	1.7%
80+		24			9		33	0.6%
<b>Total</b>	<b>1,065</b>	<b>4,139</b>	<b>30</b>	<b>1</b>	<b>523</b>	<b>68</b>	<b>5,826</b>	<b>100.0%</b>

**Table 8.2 Non-practising registration by age group**



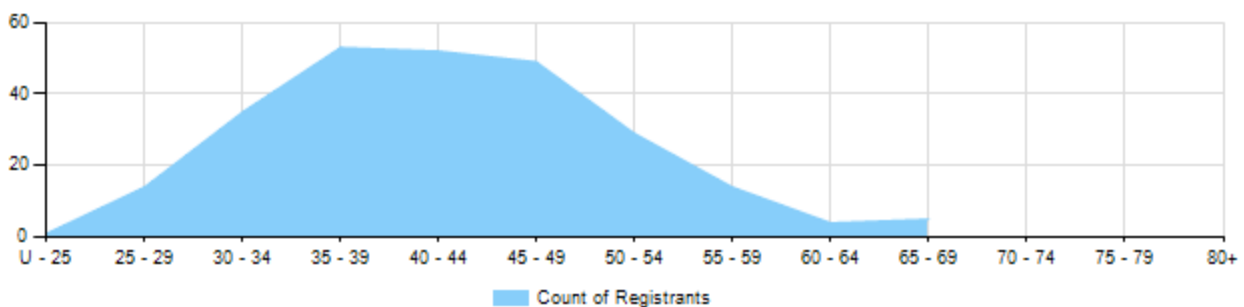
## Provisional registration

Provisional registration is a registration type used by the NMBA for registered nurses, enrolled nurses and/or midwives who want to return to the register after an absence from practice. Provisional registration enables a registered nurse, enrolled nurse and/or midwife to complete a period of supervised practice or a NMBA-approved re-entry to practice program to be eligible for general registration.

**Table 9.1 Provisional registration by age group**

Age group	Nurse			Nurse and Midwife		Total	% age bracket
	EN	RN	EN & RN	RN	Midwife		
U - 25	1					1	0.4%
25 - 29	8	6				14	5.5%
30 - 34	12	20	1	1	1	35	13.7%
35 - 39	12	41				53	20.7%
40 - 44	10	39		1	2	52	20.3%
45 - 49	8	40		1		49	19.1%
50 - 54	9	18		2		29	11.3%
55 - 59	3	10		1		14	5.5%
60 - 64	2	2				4	1.6%
65 - 69	3	2				5	2.0%
70 - 74						0	0.0%
75 - 79						0	0.0%
80+						0	0.0%
<b>Total</b>	<b>68</b>	<b>178</b>	<b>1</b>	<b>6</b>	<b>3</b>	<b>256</b>	<b>100.0%</b>

**Table 9.2 Provisional registration by age group**



## Gender

### General registration

**Table 10.1 General registration by gender**

Profession	Gender	Divisions	ACT	NSW	NT	QLD	SA	TAS	VIC	WA	No PPP	Total	
Nurse	Female	Enrolled Nurse (EN)	636	12,253	358	12,276	7,093	1,521	18,704	5,240	96	58,177	
		Registered Nurse (RN)	4,725	77,042	3,181	55,940	20,846	6,533	69,559	28,036	9,420	275,282	
		EN & RN	88	1,419	63	1,666	755	83	3,024	749	28	7,875	
	<b>Total Female General Nurse</b>			<b>5,449</b>	<b>90,714</b>	<b>3,602</b>	<b>69,882</b>	<b>28,694</b>	<b>8,137</b>	<b>91,287</b>	<b>34,025</b>	<b>9,544</b>	<b>341,334</b>
	Male	Enrolled Nurse (EN)	88	1,654	72	1,407	786	165	2,028	497	12	6,709	
		Registered Nurse (RN)	749	12,192	612	7,601	2,932	948	9,187	3,088	1,810	39,119	
		EN & RN	21	244	7	246	157	5	506	72	2	1,260	
	<b>Total Male General Nurse</b>			<b>858</b>	<b>14,090</b>	<b>691</b>	<b>9,254</b>	<b>3,875</b>	<b>1,118</b>	<b>11,721</b>	<b>3,657</b>	<b>1,824</b>	<b>47,088</b>
	Not stated or Intersex or Indeterminate	Enrolled Nurse (EN)				1				1		2	
		Registered Nurse (RN)	1	2		3					5	11	
<b>Total Not stated or Intersex or Indeterminate General Nurse</b>			<b>1</b>	<b>2</b>	<b>0</b>	<b>4</b>	<b>0</b>	<b>0</b>	<b>0</b>	<b>1</b>	<b>5</b>	<b>13</b>	
<b>Total General Nurse</b>			<b>6,308</b>	<b>104,806</b>	<b>4,293</b>	<b>79,140</b>	<b>32,569</b>	<b>9,255</b>	<b>103,008</b>	<b>37,683</b>	<b>11,373</b>	<b>388,435</b>	
Nurse and Midwife	Female	EN & Midwife	1	15	2	26	12		34	3		93	
		RN & Midwife	473	7,070	437	5,450	1,682	598	7,325	2,726	265	26,026	
		EN & RN & Midwife		26	1	5	2	2	28	14		78	
	<b>Total Female General Nurse and Midwife</b>			<b>474</b>	<b>7,111</b>	<b>440</b>	<b>5,481</b>	<b>1,696</b>	<b>600</b>	<b>7,387</b>	<b>2,743</b>	<b>265</b>	<b>26,197</b>
	Male	EN & Midwife			1	1							2
		RN & Midwife	8	158	30	74	37	12	64	39	7	429	
		EN & RN & Midwife		1									1
<b>Total Male General Nurse and Midwife</b>			<b>8</b>	<b>159</b>	<b>31</b>	<b>75</b>	<b>37</b>	<b>12</b>	<b>64</b>	<b>39</b>	<b>7</b>	<b>432</b>	
<b>Total General Nurse and Midwife</b>			<b>482</b>	<b>7,270</b>	<b>471</b>	<b>5,556</b>	<b>1,733</b>	<b>612</b>	<b>7,451</b>	<b>2,782</b>	<b>272</b>	<b>26,629</b>	

**Table 10.1 (continued from page 14)**

Profession	Gender	Divisions	ACT	NSW	NT	QLD	SA	TAS	VIC	WA	No PPP	Total
Midwife	Female		193	1,476	93	1,338	715	44	1,544	473	209	6,085
	Male			4	1	3	1	1	6	1	1	18
<b>Total General Midwife</b>			<b>193</b>	<b>1,480</b>	<b>94</b>	<b>1,341</b>	<b>716</b>	<b>45</b>	<b>1,550</b>	<b>474</b>	<b>210</b>	<b>6,103</b>
<b>Total</b>			<b>6,983</b>	<b>113,556</b>	<b>4,858</b>	<b>86,037</b>	<b>35,018</b>	<b>9,912</b>	<b>112,009</b>	<b>40,939</b>	<b>11,855</b>	<b>421,167</b>

\* Practitioners with a Nurse and Midwife registration may hold registration as an EN and Midwife, RN and Midwife, or EN and RN and Midwife.

**Table 10.2 Total general registration by gender**

Gender	ACT	NSW	NT	QLD	SA	TAS	VIC	WA	No PPP	Total
Female	6,116	99,301	4,135	76,701	31,105	8,781	100,218	37,241	10,018	373,616
Male	866	14,253	723	9,332	3,913	1,131	11,791	3,697	1,832	47,538
Not stated or Intersex or Indeterminate	1	2		4				1	5	13

**Table 10.3 Total general registration by gender percentages**

Gender	ACT	NSW	NT	QLD	SA	TAS	VIC	WA	No PPP	Total
Female	87.6%	87.4%	85.1%	89.1%	88.8%	88.6%	89.5%	91.0%	84.5%	88.7%
Male	12.4%	12.6%	14.9%	10.8%	11.2%	11.4%	10.5%	9.0%	15.5%	11.3%
Not stated or Intersex or Indeterminate	<0.1%	<0.1%		<0.1%				<0.1%	<0.1%	<0.1%

## Non-practising registration

**Table 11.1 Non-practising registration by gender**

Profession	Gender	Divisions	ACT	NSW	NT	QLD	SA	TAS	VIC	WA	No PPP	Total	
Nurse	Female	Enrolled Nurse (EN)	18	275	5	188	124	22	249	93	12	986	
		Registered Nurse (RN)	69	1,315	18	610	259	93	665	297	387	3,713	
		EN & RN		5		5	3	1	8	3	4	29	
		<b>Total Female Non-practising Nurse</b>	<b>87</b>	<b>1,595</b>	<b>23</b>	<b>803</b>	<b>386</b>	<b>116</b>	<b>922</b>	<b>393</b>	<b>403</b>	<b>4,728</b>	
	Male	Enrolled Nurse (EN)	1	32		16	4		19	6	1	79	
		Registered Nurse (RN)	9	156	2	63	43	10	72	24	47	426	
		EN & RN							1			1	
	<b>Total Male Non-practising Nurse</b>	<b>10</b>	<b>188</b>	<b>2</b>	<b>79</b>	<b>47</b>	<b>10</b>	<b>92</b>	<b>30</b>	<b>48</b>	<b>506</b>		
	<b>Total Non-practising Nurse</b>			<b>97</b>	<b>1,783</b>	<b>25</b>	<b>882</b>	<b>433</b>	<b>126</b>	<b>1,014</b>	<b>423</b>	<b>451</b>	<b>5,234</b>
	Nurse and Midwife	Female	EN & Midwife							1			1
RN & Midwife			16	232	2	77	35	8	89	29	25	513	
<b>Total Female Non-practising Nurse and Midwife</b>			<b>16</b>	<b>232</b>	<b>2</b>	<b>77</b>	<b>35</b>	<b>8</b>	<b>90</b>	<b>29</b>	<b>25</b>	<b>514</b>	
Male		RN & Midwife		7		2				1		10	
<b>Total Non-practising Nurse and Midwife</b>			<b>16</b>	<b>239</b>	<b>2</b>	<b>79</b>	<b>35</b>	<b>8</b>	<b>90</b>	<b>30</b>	<b>25</b>	<b>524</b>	
Midwife	Female		1	13	2	10	6		22	6	8	68	
<b>Total Non-practising Midwife</b>			<b>1</b>	<b>13</b>	<b>2</b>	<b>10</b>	<b>6</b>	<b>0</b>	<b>22</b>	<b>6</b>	<b>8</b>	<b>68</b>	
<b>Total</b>			<b>114</b>	<b>2,035</b>	<b>29</b>	<b>971</b>	<b>474</b>	<b>134</b>	<b>1,126</b>	<b>459</b>	<b>484</b>	<b>5,826</b>	



**Table 11.2 Total non-practising registration by gender**

Gender	ACT	NSW	NT	QLD	SA	TAS	VIC	WA	No PPP	Total
Female	104	1,840	27	890	427	124	1,034	428	436	<b>5,310</b>
Male	10	195	2	81	47	10	92	31	48	<b>516</b>

**Table 11.3 Total non-practising registration by gender percentages**

Gender	ACT	NSW	NT	QLD	SA	TAS	VIC	WA	No PPP	Total
Female	91.2%	90.4%	93.1%	91.7%	90.1%	92.5%	91.8%	93.2%	90.1%	<b>91.1%</b>
Male	8.8%	9.6%	6.9%	8.3%	9.9%	7.5%	8.2%	6.8%	9.9%	<b>8.9%</b>

## Provisional Registration

Provisional registration is a registration type used by the NMBA for registered nurses, enrolled nurses and/or midwives who want to return to the register after an absence from practice. Provisional registration enables a registered nurse, enrolled nurse and/or midwife to complete a period of supervised practice or a NMBA-approved re-entry to practice program to be eligible for general registration.

**Table 12.1 Provisional registration by gender**

Profession	Gender	Divisions	ACT	NSW	NT	QLD	SA	TAS	VIC	WA	No PPP	Total	
Nurse	Female	Enrolled Nurse (EN)	1	9	1	13	10		18	12		64	
		Registered Nurse (RN)	3	41	2	42	17	4	36	18	1	164	
	<b>Total Female Provisional Nurse</b>		<b>4</b>	<b>50</b>	<b>3</b>	<b>55</b>	<b>27</b>	<b>4</b>	<b>54</b>	<b>30</b>	<b>1</b>	<b>228</b>	
	Male	Enrolled Nurse (EN)		2			2						4
		Registered Nurse (RN)			1	6	2	1	2	2			14
		EN & RN				1							1
	<b>Total Male Provisional Nurse</b>		<b>0</b>	<b>2</b>	<b>1</b>	<b>7</b>	<b>4</b>	<b>1</b>	<b>2</b>	<b>2</b>	<b>2</b>	<b>0</b>	<b>19</b>
<b>Total Provisional Nurse</b>			<b>4</b>	<b>52</b>	<b>4</b>	<b>62</b>	<b>31</b>	<b>5</b>	<b>56</b>	<b>32</b>	<b>1</b>	<b>247</b>	
Nurse and Midwife	Female	RN & Midwife		1		2				2		5	
	Male	RN & Midwife		1								1	
<b>Total Provisional Nurse and Midwife</b>			<b>0</b>	<b>2</b>	<b>0</b>	<b>2</b>	<b>0</b>	<b>0</b>	<b>0</b>	<b>2</b>	<b>0</b>	<b>6</b>	
Midwife	Female					1			2			3	
<b>Total Provisional Midwife</b>			<b>0</b>	<b>0</b>	<b>0</b>	<b>1</b>	<b>0</b>	<b>0</b>	<b>2</b>	<b>0</b>	<b>0</b>	<b>3</b>	
<b>Total</b>			<b>4</b>	<b>54</b>	<b>4</b>	<b>65</b>	<b>31</b>	<b>5</b>	<b>58</b>	<b>34</b>	<b>1</b>	<b>256</b>	

**Table 12.2 Total provisional registration by gender**

Gender	ACT	NSW	NT	QLD	SA	TAS	VIC	WA	No PPP	Total
Female	4	51	3	58	27	4	56	32	1	<b>236</b>
Male		3	1	7	4	1	2	2		<b>20</b>

**Table 12.3 Total provisional registration by gender percentages**

Gender	ACT	NSW	NT	QLD	SA	TAS	VIC	WA	No PPP	Total
Female	100.0%	94.4%	75.0%	89.2%	87.1%	80.0%	96.6%	94.1%	100.0%	<b>92.2%</b>
Male		5.6%	25.0%	10.8%	12.9%	20.0%	3.4%	5.9%		<b>7.8%</b>