

Midwives with scheduled medicines endorsements

SNAPSHOT AS AT 30 JUNE 2023




1,090 midwives with scheduled medicines endorsements in Australia¹

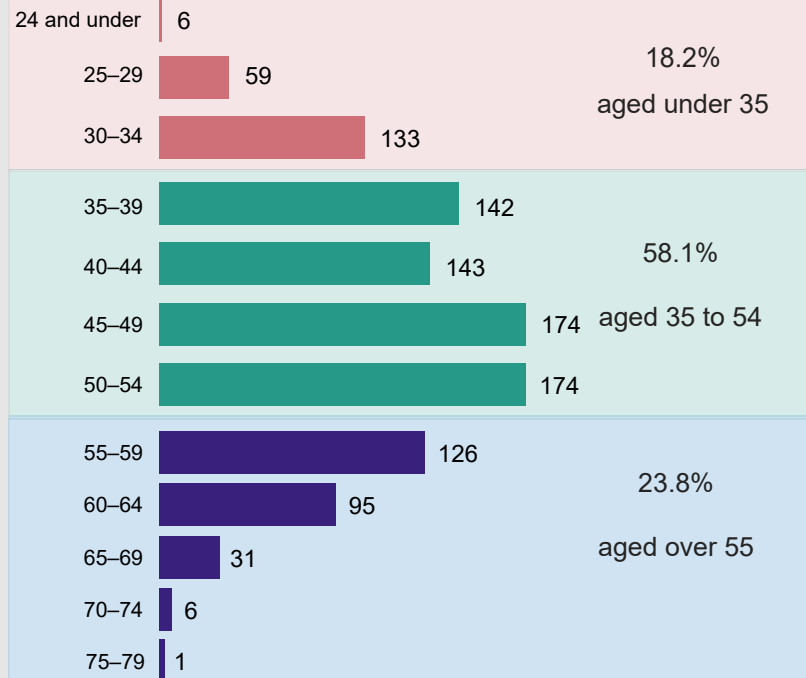
0.1% of regulated health practitioner workforce

4.1 midwives with scheduled medicines endorsements per 100,000 head of population²

Registration type



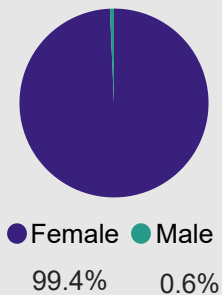
Age range at 2022/23



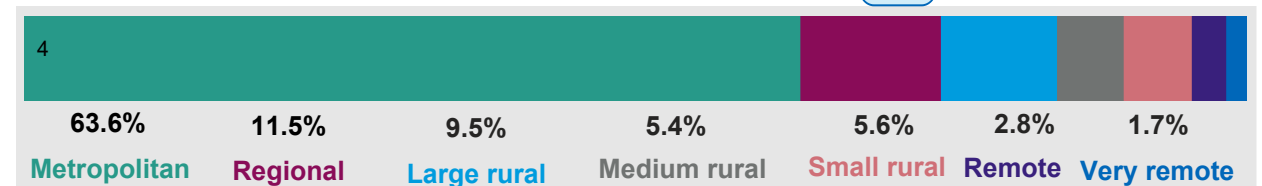
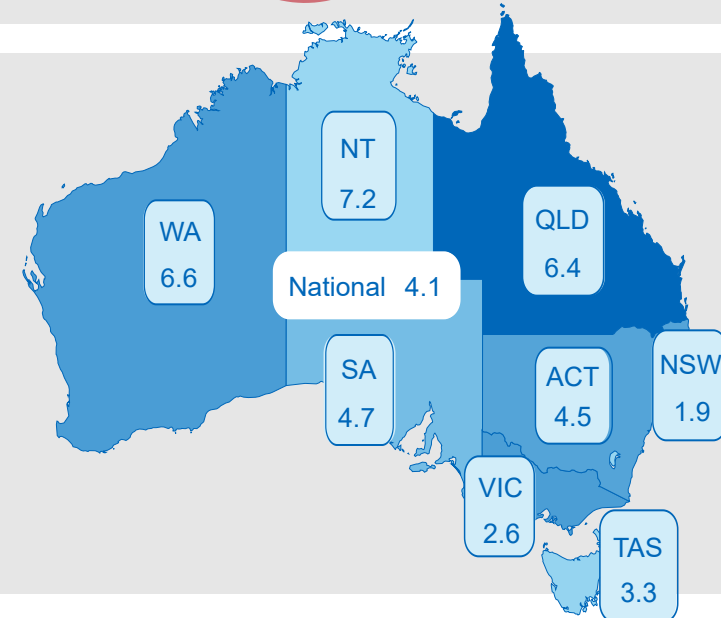
Average age

43 years

Gender



Midwives with scheduled medicines endorsements per 100,000 head of population excluding non-practising registrants³



1. Excludes non-practising registrants, unless otherwise stated.
 2. Based on Australian Bureau of Statistics population data as at December 2022.
 3. See above.
 4. Remoteness data excluded practitioners who did not provide a valid postcode for principal place of practice (PPP).

Midwives with scheduled medicines endorsements

FIVE-YEAR TREND FROM 2018/19 TO 2022/23

Midwives with scheduled medicines endorsements

524	1,090	▲
<0.1%	0.1%	●
2.1	4.1	▲
Age		
10.5%	18.2%	▲
64.5%	58.1%	▼
25%	23.8%	▼
Gender		
98.9%	99.4%	▲
1.1%	0.6%	▼

Five-year trend from 2018/19 to 2022/23 Table key

2018/19

2022/23

Trend down ▼

Trend stable ●

Trend up ▲

100.2% increase in midwives with scheduled medicines endorsements

Changes to registration categories

General registration

100.0%

100.0%



Midwives with scheduled medicines endorsements

FIVE-YEAR TREND FROM 2018/19 TO 2022/23

Changes to workforce across states and territories⁵

8	21	+162.5% ▲
NSW		
79	158	+100.0% ▲
NT		
6	18	+200.0% ▲
QLD		
195	348	+78.5% ▲
SA		
45	87	+93.3% ▲
TAS		
13	19	+46.2% ▲
VIC		
94	176	+87.2% ▲
WA		
83	189	+127.7% ▲

Changes to workforce across remoteness areas⁶

325	637	+96% ▲
Regional		
62	115	+85.5% ▲
Large rural		
47	95	+102.1% ▲
Medium rural		
24	54	+125% ▲
Small rural		
26	56	+115.4% ▲
Remote		
13	28	+115.4% ▲
Very remote		
11	17	+54.5% ▲

Changes to endorsements

523	1089	+100.5% ▲
-----	-------------	-----------

5. Excludes practitioners who do not have a PPP in Australia recorded on the public register. These practitioners usually reside overseas or have not provided a valid PPP.

6. See above.