

# Chiropractic now

A snapshot as at 30 June 2022

## Workforce at a glance



**6,147** registered chiropractors in Australia<sup>1</sup>

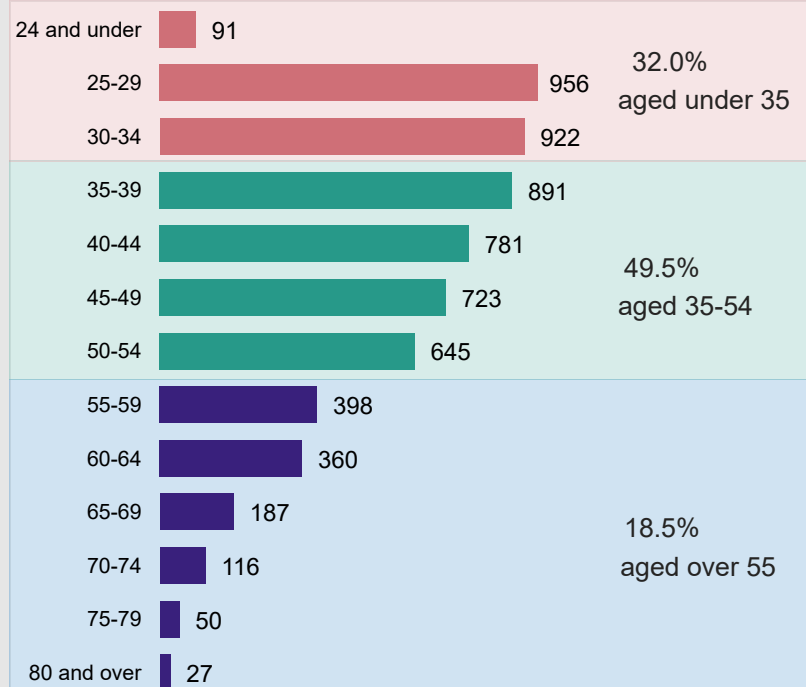
0.7% of regulated health practitioner workforce

22.2 chiropractors per 100,000 head of population

### Registration types



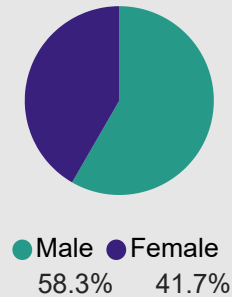
### Age range at 2021/22




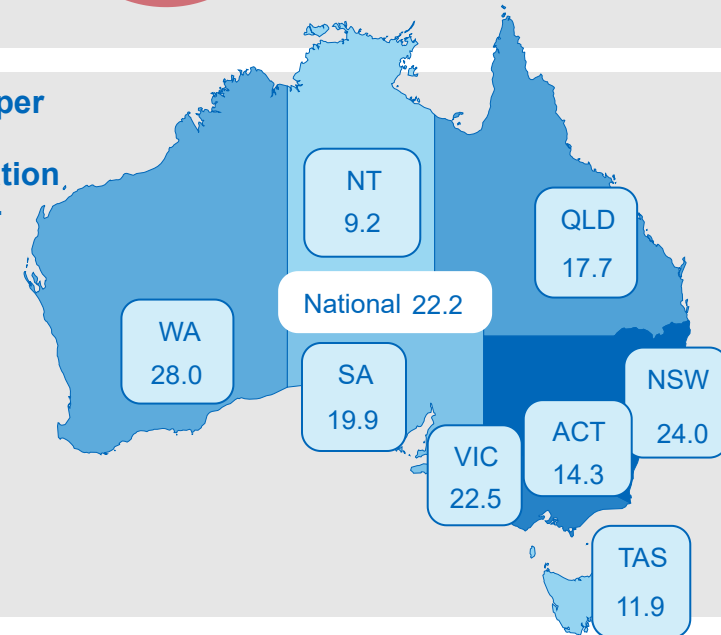
### Average age (mean)

42.7 years

### Gender



### Chiropractors per 100,000 head of population, excluding non-practising registrants



1. Excludes non-practising registrants and those on the pandemic sub-register, unless otherwise stated.

# Chiropractic now

Five year trend from 2017/18 to 2021/22

## Registered chiropractors

5,420	6,147	▲
Percentage of regulated health practitioner workforce		
0.7%	0.7%	●
Practitioners per 100,000 head of population <sup>1</sup>		
21.7	23.7	▲
Age		
Percentage of chiropractors under the age of 35		
32.1%	32.0%	▼
Percentage of chiropractors aged 35 to 54		
49.4%	49.5%	▲
Percentage of chiropractors aged 55 and over		
18.6%	18.5%	▼
Gender		
Percentage of female chiropractors		
39.6%	41.7%	▲
Percentage of male chiropractors		
60.4%	58.3%	▼

## Five year trend from 2017/18 to 2021/22

### Table key

2017/18

2021/22

Trend down ▼

Trend stable ●

Trend up ▲

13.4% increase in registered chiropractors

## Changes to registration categories

General registration		
93.8%	93.3%	▼
Non-practising registration		
6.2%	6.7%	▲

1. Includes non-practising practitioners.

# Chiropractic now

Five year trend from 2017/18 to 2021/22

## Changes to workforce across states and territories<sup>1</sup>

70	<b>ACT</b> 69	-1.4 % ▼
1,813	<b>NSW</b> 2,041	+12.6 % ▲
27	<b>NT</b> 25	-7.4 % ▼
863	<b>QLD</b> 983	+13.9 % ▲
371	<b>SA</b> 374	+0.8 % ▲
51	<b>TAS</b> 68	+33.3 % ▲
1,417	<b>VIC</b> 1,585	+11.9 % ▲
644	<b>WA</b> 809	+25.6 % ▲

## Changes to workforce across remoteness areas<sup>1</sup>

4,043	<b>Major cities</b> 4,562	+12.8 % ▲
878	<b>Inner regional</b> 1,022	+16.4 % ▲
285	<b>Outer regional</b> 311	+9.1 % ▲
33	<b>Remote</b> 34	+3.0 % ▲
16	<b>Very remote</b> 23	+43.8 % ▲

1. Excludes practitioners who do not have an Australian Principal Place of Practice (PPP) recorded on the register - usually because they are residing overseas or have not provided a valid PPP.