

Medical Board of Australia

Report on specialist medical colleges' specialist pathway data

Reporting period: 1 January 2022 – 31 December 2022



**Medical Board
Ahpra**

Contents

PART A: SUMMARY

Introduction	5
Reporting requirements	5
Performance benchmarks	7
Compliance measures	8
List of college abbreviations	9
How to interpret the data	9
Key points in the 2022 report	10
Key points in the data from the Guidelines (applications received pre-2021)	10
Performance benchmark key points	10
Compliance key points	10
Total time on the pathway	10
Key points in the data from the Standards (applications received since 2021)	11
Data key points	11
Performance benchmark key points	12
Compliance key points	14
Total time on the pathway	14
Conclusions	14

PART B: GUIDELINES

1 Applications	
1.1 Number of applications received	16
1.2 Number of applications incomplete on first submission	17
1.3 Number of applications withdrawn by IMGs	18
2 Specialist recognition outcomes	
2.1 Outcome of interim assessment	19
2.1.1 By country of highest specialist qualification – all colleges	20
2.2 Outcome of final assessment	21
2.2.1 By country of highest specialist qualification – all colleges	22
2.4 Number of reviews/reconsiderations and appeals of college decision requested by IMGs	23
3 Specialist recognition timeframes	
3.1.1 Interim assessment: Time to first available interview	24
3.1.2 Time from interview to interim assessment decision	25
3.1.3 Interim assessment: Total time for interim assessment	26
4 Specialist recognition requirements	
4.1 Substantially comparable IMGs	
4.1.1 Period of peer review required by college	27
4.1.2 Number required to complete exam	28
4.1.3 Time for final assessment	29
4.1.4 Maximum timeframe for completing college requirements	30
4.1.5 Total time on specialist pathway	31

4.2	Partially comparable IMGs	
4.2.1	Period of supervised practice and/or training required by college	32
4.2.2	Time for final assessment	33
4.2.3	Maximum timeframe for completing college requirements	34
4.2.4	Total time on specialist pathway	35
4.3	Final assessment decision	
4.3.1	Time for specialist recognition final assessment decision	36

PART C: STANDARDS

1 Applications

1.1	Number of applications received	38
1.2	Number of applications incomplete on first submission	39
1.3	Number of applications withdrawn by IMGs	40

2 Specialist recognition outcomes

2.1	Outcome of interim assessment	41
2.1.1	By country of highest specialist qualification – all colleges	42
2.2	Outcome of final assessment	43
2.2.1	By country of highest specialist qualification – all colleges	44
2.4	Number of reviews/reconsiderations and appeals of college decision requested by IMGs	45
2.5	Total number of IMGs on specialist pathway: Good practice guidelines and Standards	46

3 Specialist recognition timeframes

3.1	Interim assessment - Summary of Preliminary Review (SPR) before interview	
3.1.1	Time for SPR to applicant	47
3.1.2	Time for applicant response	48
3.1.3	Time to first available interview	49
3.1.4	Time from interview to decision	50
3.2	Interim assessment - Summary of Preliminary Review (SPR) after interview	
3.2.1	Time to first available interview	51
3.2.2	Time for SPR to applicant	52
3.2.3	Time for applicant response	53
3.2.4	Time from applicant response to decision	54
3.3	Total time for interim assessment	55

4 Specialist recognition requirements

4.1	Substantially comparable IMGs	
4.1.1	Period of supervised practice required by college	56
4.1.2	Number required to complete exam	57
4.1.3	Time for final assessment	58
4.1.4	Maximum timeframe for completing college requirements	59
4.1.5	Specialist recognition requirements: Substantially comparable IMGs: Total time on specialist pathway	60
4.2	Partially comparable IMGs	
4.2.1	Period of supervised practice and/or training required by college	61
4.2.2	Time for final assessment	62
4.2.3	Maximum timeframe for completing college requirements	63

4.2.4	Total time on specialist pathway	64
4.3	Final assessment decision: Time for specialist recognition final assessment decision	65
5	Area of need outcomes and timeframes	
5.1	Outcome of assessment	66
5.2	Time for assessment	67
6	IMG country of qualifications	
6.1	Primary medical degree and specialist qualification - all colleges (data)	68
6.2	Primary medical degree and specialist qualification - all colleges (graph)	69

PART A: SUMMARY

Introduction

The specialist pathway is for international medical graduates (IMGs) who are overseas-trained specialists seeking specialist registration in Australia (specialist recognition) or who are applying for an area of need specialist level position in Australia.

The Medical Board of Australia's (the Board) *Standards: Specialist medical college assessment of specialist international medical graduates* aim to support specialist medical colleges in their role of assessing specialist IMGs. The Standards came into effect on 1 January 2021 and all IMGs who applied for the specialist pathway from this date are assessed against the Standards. The Standards replace the previous *Good practice guidelines for the specialist international medical graduate assessment process*. The guidelines were in effect from 2 November 2015 to 31 December 2020.

In comparing the previous Good practice guidelines and the current Standards, the main differences are:

- the introduction of the Summary of Preliminary Review (SPR) which is a summary of the college's assessment of the IMG's comparability against the college's criteria. It is provided to the IMG, and the IMG has an opportunity to respond to ensure the college has all their relevant information for assessment, before the interim assessment decision is made. Colleges can choose to complete the SPR before or after the interview
- a minimum period of supervised practice for all IMGs who are partially or substantially comparable.

More information about the specialist pathway, and the *Standards* are available on the Board's [specialist pathway page](#).

Reporting requirements

Reporting is annual by calendar year. This report covers the period 1 January 2022 – 31 December 2022. Previous reports are available on the [specialist pathway page](#).

All colleges report against the same metrics. The data requested for 2022 includes data about IMGs who applied for college assessment under the Guidelines (pre-2021) or the Standards (from 2021). These data are:

- number and type of applications received in 2022
 - application for specialist recognition
 - application for area of need
 - combined application (specialist recognition and area of need)
- applicant's (IMG) country of training (for applications received in 2022)
- number of applications received which were incomplete on first submission
- number of applications withdrawn by the applicant (IMG)
- outcome of college's interim comparability assessment
 - not comparable
 - partially comparable
 - substantially comparable
- outcome of college's area of need assessment
 - suitable for the area of need position
 - not suitable for the area of need position
- outcome of final assessment for specialist recognition
 - recommended for specialist recognition
 - not recommended for specialist recognition

- number of fellowships awarded to IMGs on the specialist pathway
- time from interim assessment to final assessment (from the date of decision of interim assessment, to the date the decision of final assessment is made by college)
- for those IMGs applying under the Standards, times for the SPR
- total time on the specialist pathway (from the date that a complete application is received, to the date of final assessment decision (i.e. recommended/not recommended for specialist recognition)). This was a new metric introduced in 2020.
- total number of IMGs on the specialist pathway (new metric introduced in 2022)
- number of appeals of college decision by IMGs.

Performance benchmarks

Since 2016, colleges also report against a number of performance benchmarks.

The benchmarks for the *Guidelines* (applications received pre-2021) are:

Metric	Benchmark
Time to first available interview for interim assessment <i>From the date a complete application is received to the date of first available interview that is offered.</i>	Interview available within three months
Time from interview to interim assessment decision <i>From the date the IMG attends interview to the date the decision of interim assessment is made by college.</i>	Interim assessment completed within 14 days after interview
Time for specialist recognition interim assessment <i>From the date a complete application is received to the date the decision of interim assessment is made by college.</i>	Interim assessment completed within three months and 14 days
Time for area of need assessment <i>From the date a complete application is received to the date the decision of suitability for area of need position is made by college. Excludes combined assessments.</i>	Area of need assessment completed within two months
Time for specialist recognition final assessment decision <i>From the date the IMG notifies the college that they have completed the requirements to the date the decision of final assessment is made by college.</i>	Decision on final assessment completed within two months

The benchmarks for the *Standards* (applications received from 2021) are:

Metric	Benchmark
Summary of Preliminary Review before the interview	
Time for SPR to IMG <i>From the date a complete application has been assessed by the college to date SPR is sent to applicant.</i>	SPR sent to applicant within 21 days
Time to first available interview for interim assessment <i>From the date a complete application is received to the date of first available interview that is offered.</i>	Interview available within four months
Time from interview to interim assessment decision <i>From the date the IMG attends interview to the date the decision of interim assessment is made by college.</i>	Interim assessment completed within 14 days after interview
Summary of Preliminary Review after the interview	
Time to first available interview for interim assessment <i>From the date a complete application is received to the date of first available interview that is offered.</i>	Interview available within three months
Time for SPR to IMG <i>From date of interview to the date a SPR is sent to applicant.</i>	SPR sent to applicant within 21 days after interview

<p>Time from IMG response to interim assessment decision</p> <p><i>From the date the college receives a SPR response from applicant to the date the decision of interim assessment is made by college.</i></p>	Interim assessment completed within 14 days after receipt of IMG response
<p>Time for specialist recognition interim assessment</p> <p><i>From the date a complete application is received to the date the decision of interim assessment is made by college.</i></p>	Interim assessment completed within four months and 14 days
<p>Time for area of need assessment</p> <p><i>From the date a complete application is received to the date the decision of suitability for area of need position is made by college. Excludes combined assessments.</i></p>	Area of need assessment completed within two months
<p>Time for specialist recognition final assessment decision</p> <p><i>From the date the IMG notifies the college that they have completed the requirements to the date the decision of final assessment is made by college.</i></p>	Decision on final assessment completed within two months

Compliance measures

Colleges also reported against a set of compliance measures to confirm compliance with the *Good practice guidelines* or *Standards*.

The compliance measures for the *Guidelines* (applications received pre-2021) are:

Metric	Compliance measure
Period of practice required by the college for substantially comparable IMGs	Up to 12 months FTE peer review
Period of practice required by the college for partially comparable IMGs	Up to 24 months FTE supervised practice
Requirement for substantially comparable IMGs to complete an examination	Only partially comparable IMGs may be required to complete an examination
Maximum timeframes for completing college requirements for substantially comparable IMGs	Up to two years to complete up to 12 months FTE peer review
Maximum timeframes for completing college requirements for partially comparable IMGs	Up to four years to complete 24 months FTE supervised practice

The compliance measures for the *Standards* (applications received from 2021) are:

Metric	Compliance measure	Note
Period of practice required by the college for substantially comparable IMGs	3 - 12 months FTE supervised practice	Revised
Period of practice required by the college for partially comparable IMGs	6 - 24 months FTE supervised practice	Revised
Requirement for substantially comparable IMGs to complete an examination	Only partially comparable IMGs may be required to complete an examination	No change
Maximum timeframes for completing college requirements for substantially comparable IMGs	Up to two years to complete up to 12 months FTE supervised practice	No change
Maximum timeframes for completing college requirements for partially comparable IMGs	Up to four years to complete 24 months FTE supervised practice	No change

List of college abbreviations

ACD	Australasian College of Dermatologists
ACEM	Australasian College for Emergency Medicine
ACSEP	Australasian College of Sport and Exercise Physicians
ANZCA	Australian and New Zealand College of Anaesthetists
ACRRM	Australian College of Rural and Remote Medicine
CICM	College of Intensive Care Medicine of Australia and New Zealand
RACDS	Royal Australasian College of Dental Surgeons
RACS	Royal Australasian College of Surgeons
RACGP	The Royal Australian College of General Practitioners
RACMA	The Royal Australasian College of Medical Administrators
RACP	The Royal Australasian College of Physicians
RANZCP	The Royal Australian and New Zealand College of Psychiatrists
RANZCOG	The Royal Australian and New Zealand College of Obstetricians and Gynaecologists
RANZCO	The Royal Australian and New Zealand College of Ophthalmologists
RANZCR	The Royal Australian and New Zealand College of Radiologists
RCPA	The Royal College of Pathologists of Australasia

How to interpret the data

The specialist college data report is a report of all college 'activities' during the period and reflects point in time reporting as most IMGs are unlikely to complete all the processes within one reporting period. Therefore, denominators are unable to be defined and percentages cannot be calculated. A college may have more assessment outcomes than applications received for the period.

Delays can occur during the assessment process which are outside the control of the college, for example, an IMG may choose to defer their interview.

Nevertheless, the data provides insights into some college processes, particularly the initial and final assessments and compliance with definitions of substantially and partially comparability.

The data have been collated and summarised in graphs and tables. The report is in two parts. IMGs are assessed against the requirements that were in place at the time of their application for comparability. The number of IMGs reported against the Guidelines will decrease each year as this cohort of IMGs finish the specialist pathway. Ongoing reporting of IMGs will be against the Standards.

- Part B is IMGs who applied in 2020 or before and were assessed in 2022 or who completed the pathway in 2022. These data are reported against the Guidelines.
- Part C is IMGs who applied in 2022 and/or applied in 2021 and were assessed in 2022. A small number of these IMGs also completed the pathway in 2022. These data are reported against the Standards.

Data are reported as provided by the colleges. Source data are not checked by Ahpra.

Key points in the 2022 report

Key points in the data from the Guidelines (applications received pre-2021)

- ACD, ACRRM, RACS and RCPA are the only colleges that assessed, in 2022, applications received before 1 January 2021: (Guidelines graph 2.1)
 - RACS had 21 IMGs who applied pre-2021 and were not assessed until 2022
 - ACD and RCPA had two IMGs each who applied pre-2021 and were not assessed until 2022
 - ACRRM had one IMG who applied pre-2021 and was not assessed until 2022.
- All IMGs who were initially assessed as substantially comparable met the requirements to be recommended for specialist recognition. (Guidelines graph 2.2)
- Most, but not all IMGs who were initially assessed as partially comparable met the requirements to be recommended for specialist recognition. (Guidelines graph 2.2)

Performance benchmark key points

- Of the four colleges that conducted an interim assessment of IMGs who applied pre-2021, there was marked variation in the time for interim assessment. RACS assessed four out of 18 IMGs within the benchmark of three months and 14 days. ACD, ACRRM and RCPA took more than nine months to assess seven IMGs. (Guidelines graph 3.1.3)

While these IMGs applied in 2020 or before, the time is taken from date of **complete** application. If a college was delayed in determining whether the application was complete this can contribute to an extended time frame for the IMG even though the college still met the benchmark for the interim assessment. RACS appeared to have delays in determining whether applications were complete. (Guidelines graph 1.2)

ACD, ACRRM and RCPA all reported delays offering the IMGs an interview which is the likely cause of the extended time frame.

The interim assessment benchmark may also have been missed if the IMG chose to delay the interview.

- In the case of applications made before 2021, across all colleges, 98 per cent of IMGs received the outcome of their specialist recognition final assessment (recommended or not recommended for specialist recognition) within two months of completing their requirements. (Guidelines graph 4.3.1)

Commentary

There appear to be delays in the assessment of some older applications in the case of a small number of colleges. After an IMG has completed their college mandated requirements, nearly all receive their final assessment in a timely way.

Compliance key points

- Colleges assessing pre-2021 applicants are not requiring substantially comparable IMGs to complete formal examinations and are not requiring more than 12 months supervised practice. (Guidelines graphs 4.1.1)
- Colleges assessing pre-2021 applicants are not mandating more than 24 months supervised practice for partially comparable IMGs. (Guidelines graphs 4.2.1)

Commentary

All colleges met the compliance measures for the period of peer review required for substantially comparable IMGs and for the period of supervised practice required for partially comparable IMGs. No colleges required their substantially comparable IMGs to complete a formal examination, thereby meeting the compliance measure.

Total time on the pathway

A new metric introduced in 2020 reports the total time that each IMG was on the specialist pathway, from application to recommendation for specialist recognition.

Time on the pathway is the result of many factors. Some relate to college processes, such as a prolonged interim assessment. Others relate to factors related to the applicant such as the IMG postponing their assessment interview, the IMG having difficulty securing a position and IMG performance issues including failing exams.

For substantially comparable IMGs who applied pre-2021 (who complete up to 12 months peer review), the total time on the pathway ranged from 'less than one year' to 'six to eight years' with 37 per cent taking less than two years, 60 per cent taking two to four years and three per cent taking four to eight years. (Guidelines graph 4.1.5)

For partially comparable IMGs who applied pre-2021 (who complete up to 24 months supervised practice), the total time on the pathway ranged from 'less than one year' to 'more than eight years' with 69 per cent taking less than four years, 29 per cent taking four to eight years and two per cent taking more than eight years. (Guidelines graph 4.2.4)

Commentary

There is significant variation in the length of time taken by applicants to complete requirements. Much of this is likely to be related to the applicant's ability to complete requirements.

Key points in the data from the Standards (applications received from 2021)

Data key points

The colleges with the highest number of applications in the twelve-month period were the: (Standards graph 1.1)

1. RACP (129 applications)
2. RACGP (118 applications)
3. RANZCR (91 applications)
4. RANZCP (85 applications).

The colleges with the lowest number of applications in the twelve-month period were the: (Standards graph 1.1)

1. RACDS (one application)
2. ACSEP (two applications)
3. RACMA (three applications).

IMGs have gained their specialist qualifications in a range of countries with the highest numbers of applications from the United Kingdom followed by India and Sri Lanka. (Standards table 6.1 and graph 6.2)

The data includes the number of applications incomplete at first submission. Some colleges require documents from a third party for an application to be declared complete, such as a referee report. The number of incomplete applications metric can be an indicator of issues that add to the total time for the IMG to complete requirements for specialist recognition. The data should alert colleges to opportunities to improve their application forms and processes if, for example, they have low numbers of complete applications. (Standards graph 1.2)

The data includes the number of IMGs who withdrew from the specialist pathway. A review by colleges about the reasons for the applicants withdrawing could provide useful information that could improve assessment processes. The reasons for withdrawals are not collected by the Board. (Standards graph 1.3)

There is significant variation between specialist colleges in the proportion of IMGs assessed as substantially or partially comparable. For example: (Standards graph 2.1)

- RACGP applicants – 88 per cent of applicants were assessed as substantially comparable
- RACP applicants – 70 per cent were assessed as substantially comparable
- RCPA applicants – none were assessed as substantially comparable IMGs although 86 per cent were assessed as partially comparable
- RANZCR assessed one IMG as substantially comparable (total of 91 applications), while 98 per cent were assessed as partially comparable.

Some countries have a higher proportion of substantially comparable IMGs. Across all specialties: (Standards table 2.1.1)

- 80 per cent of applicants from the United Kingdom were assessed as substantially comparable
- 75 per cent of applicants from Ireland were assessed as substantially comparable
- 61 per cent of applicants from Sri Lanka were assessed as substantially comparable.

Conversely, some countries have lower rates of IMGs assessed as substantially comparable. Looking at countries with more than 20 applicants: (Standards table 2.1.1)

- 25 per cent of applicants from India were assessed as not comparable, 55 per cent were assessed as partially comparable and 20 per cent were assessed as substantially comparable (total 102)
- 7 per cent of applicants from South Africa were assessed as not comparable, 60 per cent were assessed as partially comparable and 33 per cent were assessed as substantially comparable (total 42)
- 58 per cent of applicants from Iran were assessed as partially comparable and 42 per cent were assessed as substantially comparable (total 31)
- 12.5 per cent of applicants from the USA were assessed as not comparable, 41.5 per cent were assessed as partially comparable and 46 per cent were assessed as substantially comparable (total 24).

The majority (96 per cent) of applicants for the specialist pathway - area of need, were found suitable for the position. (Standards graph 5.1)

All IMGs who completed the pathway in 2022 under the Standards (applied after 1 January 2021) met the requirements to be recommended for specialist recognition. (Standards graph 2.2)

A small number of IMGs relative to the number of applications, seek a review or appeal their assessment decisions. The majority of requests for review/reconsideration and appeals relate to the interim assessment of comparability (i.e. IMG appealing assessment outcome 'not comparable' or 'partially comparable'). Not all reviews/appeals occur in the same calendar year as the interim assessment (number of applications are provided as an indicator of volume).

In relation to reviews/reconsiderations and appeals in 2022: (Standards graph 2.4)

- RANZCO had the most reviews/appeals relative to applicant numbers (three review/appeals when they had 11 applicants in 2022)
- RACS had six reviews/appeals (and 36 applicants in 2022)
- RANZCOG had seven reviews/appeals (and 43 applicants in 2022)
- ACEM had seven reviews/appeals (and 45 applicants in 2022).

A new metric was added in 2022, total number of IMGs on the specialist pathway. It includes all IMGs who have had their interim assessment, were deemed partially or substantially comparable and are completing the requirements for specialist recognition. This provides a useful snapshot of the number of IMGs in the system. In 2022, there were 1390 IMGs on the specialist pathway (under the Guidelines and Standards) with the majority assessed by: (Standards graph 2.5)

- RACP – 372
- RANZCR – 234
- RANZCP – 187
- RACGP – 171
- ANZCA – 126.

Performance benchmark key points

Summary of preliminary review

- The SPR was introduced in 2021 and it supports procedural fairness for IMGs, but it does add to assessment timeframes.
- The Standards allow the SPR to be done either before or after the interview for interim assessment. The College can decide what works best for them.
- Not all colleges have implemented the SPR yet. ACD and RACS have not yet implemented the new SPR process. Both colleges have indicated that work is underway to introduce this process for their IMGs.

Across all colleges who did a SPR *before* the interview (ACEM, ACRRM, ANZCA, CICM, RACGP, RANZCO, RANZCOG, RANZCP, RCPA):

- 82 per cent of IMGs received their SPR within the 21-day benchmark. (Standards graph 3.1.1)
 - RANZCP had a significant proportion of IMGs who waited more than 43 days for their SPR (32 out of 85)
 - RACMA did not meet the benchmark for its three IMGs
 - ACRRM, CICM, RACGP did not meet the benchmark for some of their IMGs
 - All other colleges that did the SPR before the interview met the benchmark.
- 86 per cent of IMGs were offered an interview within the benchmark timeframe (four months from submission of a complete application). Of those that did not meet the benchmark: (Standards graph 3.1.3)
 - ACD failed to meet the benchmark in 7 out of 8 applications
 - RANZCOG failed to meet the benchmark in 18 out of 33 applications
 - RANZCP failed to meet the benchmark in 10 out of 85 applications
 - RACS failed to meet the benchmark in 2 out of 28 applications
 - CICM failed to meet the benchmark in 1 out of 9 applications

ACEM, ACRRM, ACSEP, ANZCA and RACMA all met the benchmark for their IMG applications.

- The time for applicant response is also reported as this demonstrates where extended timeframes may be contributed to by the IMG. For example, 17 out of 85 RANZCP applicants took between 22 and 42 days to respond. (Standards graph 3.1.2). It is therefore evident that RANZCP assessments are relatively lengthy, partly due to the College delays in sending the SPR but also because of delays in the applicant responding to the findings in the SPR.

Across the five colleges who did a SPR *after* the interview (RACDS, RACP, RANZCO, RANZCR and RCPA):

- three colleges met the benchmark timeframe for offering an interview for all their IMGs (IMG is offered an interview within three months from submission of a complete application) (Standards graph 3.2.1)
 - RACP met the benchmark in all 111 applications
 - RACDS and RACMA met the benchmark for each of their (one) applications.
- three colleges did not meet the benchmark timeframe for offering an interview
 - RANZCO failed to meet the benchmark for four out of five applications
 - RANZCR failed to meet the benchmark in 57 out of 92 applications, with 22 IMGs having to wait more than six months
 - RCPA failed to meet the benchmark in 19 out of 25 applications with eight IMGs having to wait more than six months for an interview.
- 95 per cent of IMGs received their SPR within the 21-day benchmark after the interview (Standards graph 3.2.2)
 - RACP met this requirement for 143 out of 147 applications
 - RCPA met this requirement for nine out of 15 applications (so did not meet it in six out of 15 applications).
- The benchmark for interim assessment after applicant response to the SPR is 14 days (Standards graph 3.2.4)
 - RACP failed to meet the benchmark in 159 out of 162 applications
 - RANZCO failed to meet the benchmark in five out of five applications
 - RANZCR met the benchmark in 90 out of 92 applications
 - RCPA met the benchmark in 9 out of 14 applications.

- The time for applicant response to the SPR is also reported as this demonstrates where extended timeframes may be contributed to by the IMG. In 2022, applicants did not cause significant delays with four RACP IMGs and three RANZCO IMGs taking longer than 22 days. (Standards graph 3.2.3)

The time for interim assessment was within the benchmark timeframe for 76 per cent of IMGs (four months and 14 days). For those outside the benchmark, it may have been because the IMG chose to delay the interview, or there were delays due to college internal processes. (Standards graph 3.3)

Of the two colleges who did not do a SPR, ACD missed the interim assessment benchmark for six of eight applicants and RACS missed this benchmark for four of 32 applicants.

Of the four colleges who assessed area of need only applications (excluding combined assessments), a total of six IMGs out of 11 received their area of need assessment within the benchmark (two months). (Standards graph 5.2)

Across all colleges, all but one IMG received the outcome of their final assessment (recommended or not recommended for specialist recognition) within two months of completing their requirements. (Standards graph 4.3)

Compliance key points

All but one college met the compliance measure for the period of supervised practice required for substantially comparable IMGs (3 – 12 months).

- ACD had one IMG who was not required to complete any supervised practice and one who was required to complete less than the minimum specified. (Standards graph 4.1.1)

Twelve colleges met the compliance measure for the period of supervised practice or training required for partially comparable IMGs (6 – 24 months).

- RANZCO, RANZCR and RCPA did not require any supervised practice or training for some of their partially comparable IMGs. (Standards graph 4.2.1)

No colleges required their substantially comparable IMGs to complete a formal examination, thereby meeting the compliance measure.

All IMGs who completed the specialist pathway process in 2022 under the new *Standards* completed it within the maximum timeframes set by the Board.

Total time on the pathway

A new metric introduced in 2020 reports the total time that each IMG was on the specialist pathway, from application to recommendation for specialist recognition.

Time on the pathway is the result of many factors. Some relate to college processes, such as a prolonged interim assessment. Others relate to factors controlled by the applicant such as the IMG postponing their assessment interview, the IMG having difficulty securing a position and IMG performance issues including failing exams.

As the Standards have only been in place for two years, the total time on the pathway under the Standards does not yet include enough data to provide useful insights into IMG timeframes.

Conclusions

The SIMG assessment process is relatively complex because it relies on college processes and applicant engagement and participation. Delays can be the result of either or both factors.

From the data, it is evident that time frames for the initial assessment process are variable. The offer of interview might be an area of focus for some colleges. The introduction of the SPR, while supporting procedural fairness, has added significantly to time frames and may need to be reviewed.

There is variation between colleges in the proportion of applicants assessed as substantially versus partially comparable. This should be an area of focus for colleges who assess most applicants as partially comparable.

After applicants have met their college mandated requirements, their path to specialist recognition tends to be relatively efficient.

Some colleges need to ensure that their requirements, including time frames for SIMGs, comply with the Board's Standards.

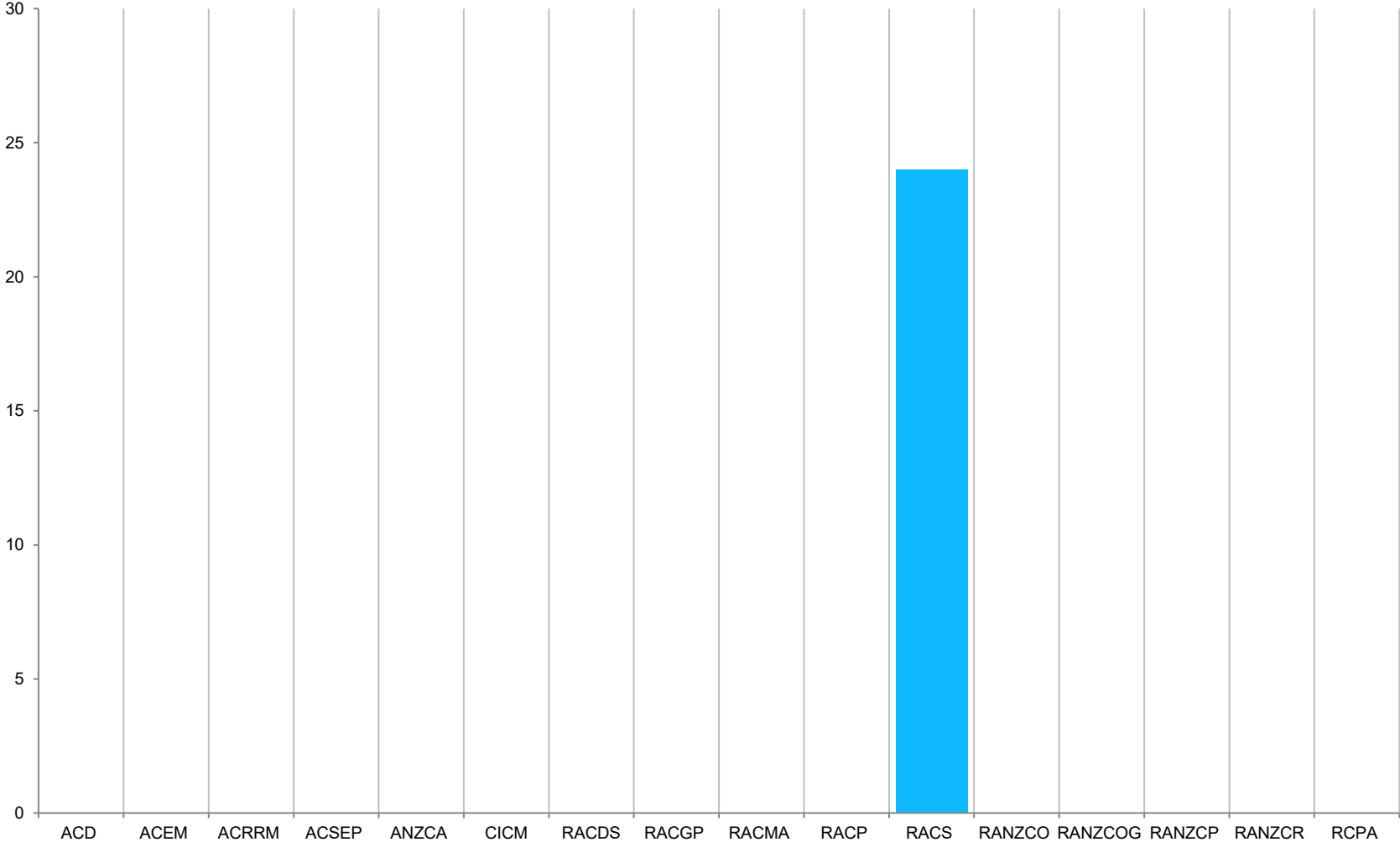
PART B: GUIDELINES

Report on IMGs assessed against the *Good practice guidelines*
for the *specialist international medical graduate assessment process*

1.1 Applications: Number of applications received

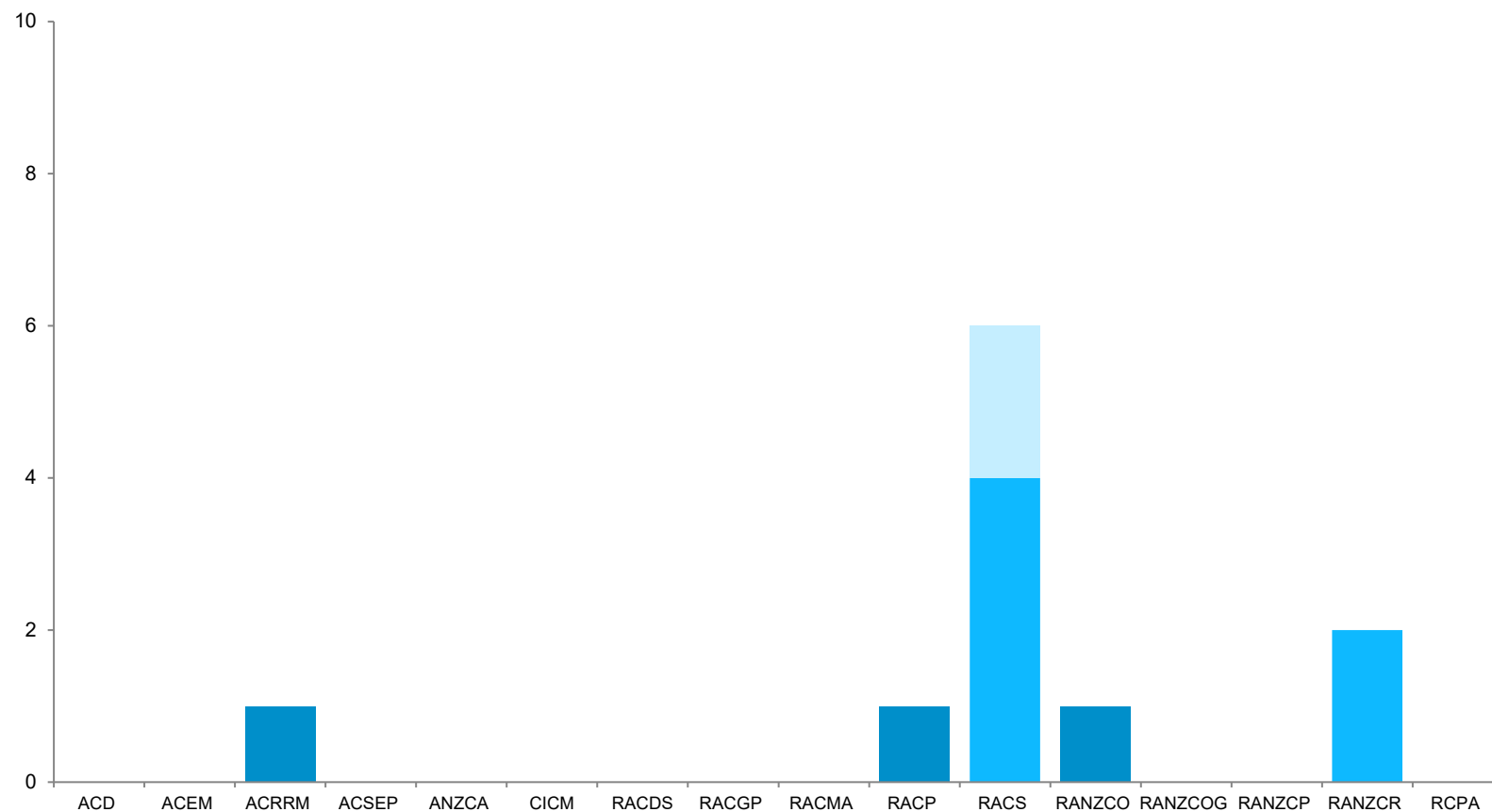
There are no applications reported for 2022 as all new applications in 2022 were applications assessed against the Standards.

1.2 Applications: Number of applications incomplete on first submission



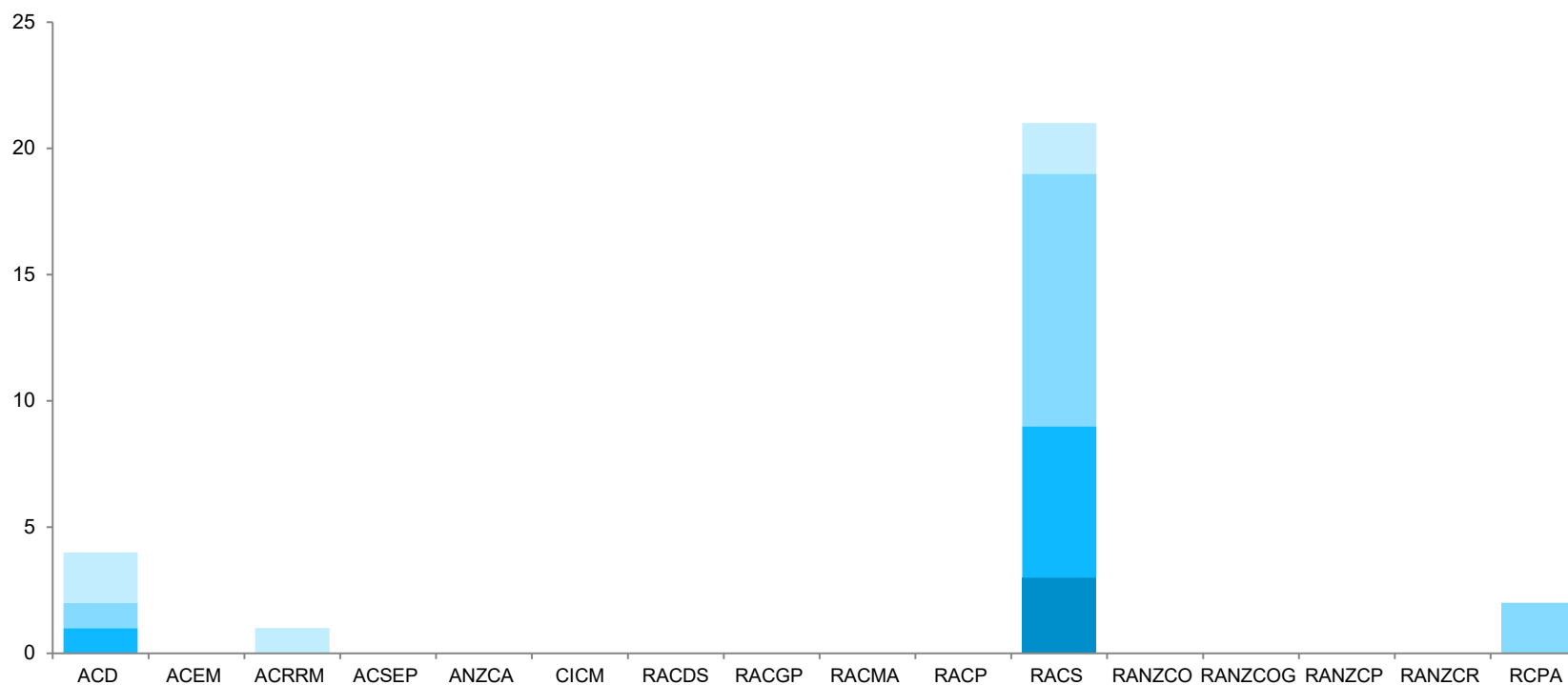
Incomplete on first submission	0	0	0	0	0	0	0	0	0	0	24	0	0	0	0	0
--------------------------------	---	---	---	---	---	---	---	---	---	---	----	---	---	---	---	---

1.3 Applications: Number of applications withdrawn by IMGs



	ACD	ACEM	ACRRM	ACSEP	ANZCA	CIMM	RACDS	RACGP	RACMA	RACP	RACS	RANZCO	RANZCOG	RANZCP	RANZCR	RCPA
Withdrawn before interim assessment – not voluntary	0	0	0	0	0	0	0	0	0	0	2	0	0	0	0	0
Withdrawn before interim assessment – voluntary	0	0	0	0	0	0	0	0	0	0	4	0	0	0	2	0
Withdrawn between interim and final assessment – voluntary	0	0	1	0	0	0	0	0	0	1	0	1	0	0	0	0

2.1 Specialist recognition outcomes: Outcome of interim assessment



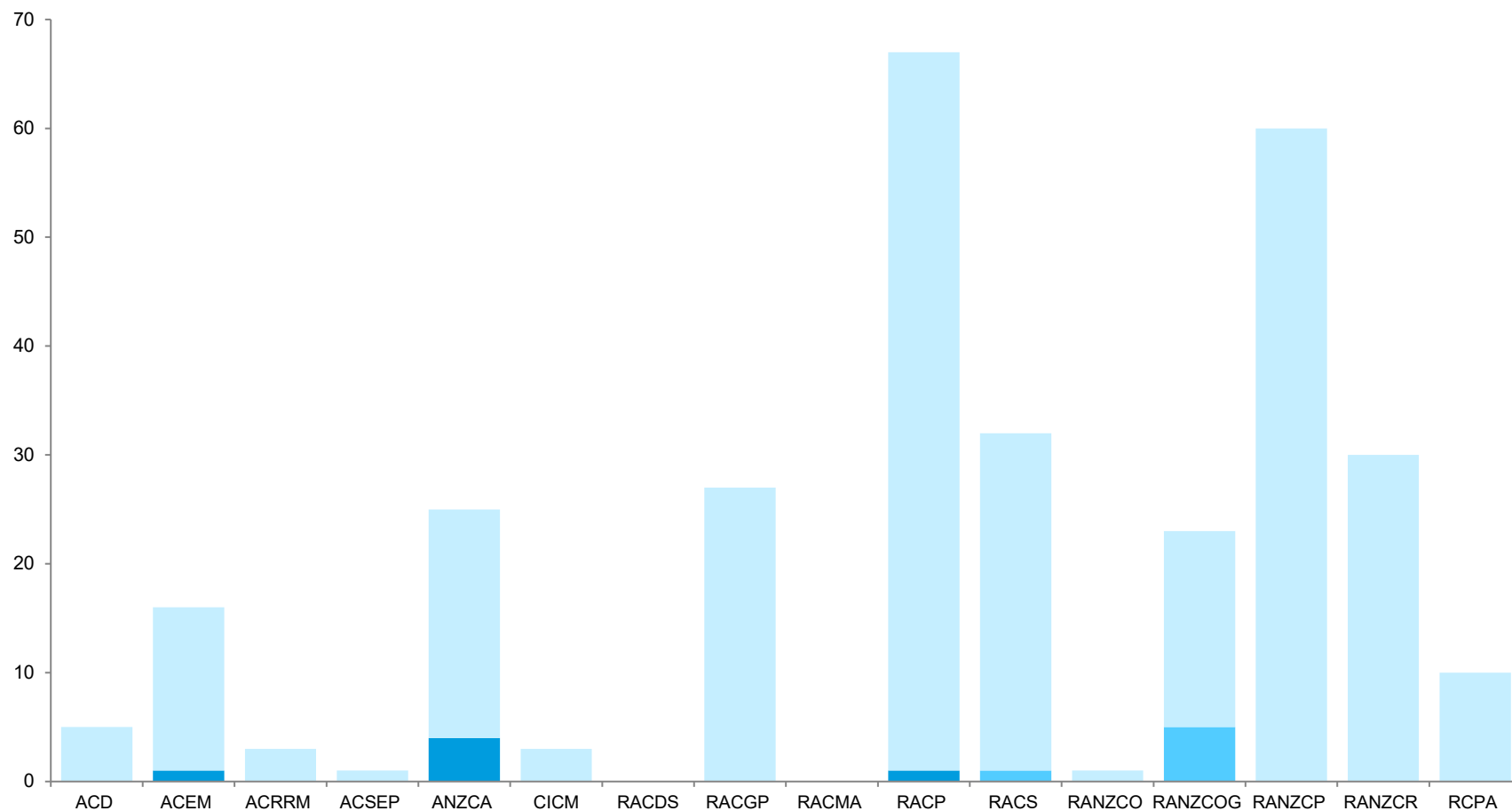
	ACD	ACEM	ACRRM	ACSEP	ANZCA	CICM	RACDS	RACGP	RACMA	RACP	RACS	RANZCO	RANZCOG	RANZCP	RANZCR	RCPA
Substantially comparable – full scope	2	0	1	0	0	0	0	0	0	0	2	0	0	0	0	0
Partially comparable	1	0	0	0	0	0	0	0	0	0	10	0	0	0	0	2
Not comparable (includes paper-based NC)	1	0	0	0	0	0	0	0	0	0	6	0	0	0	0	0
Not comparable – initial paper-based review	0	0	0	0	0	0	0	0	0	0	3	0	0	0	0	0

2.1.1 Specialist recognition outcomes: Outcome of interim assessment: By country of highest specialist qualification – all colleges

Country	Not comparable	Partially comparable	Substantially comparable
Bulgaria	1	0	0
Germany	1	0	0
India	2	2	0
Iran	1	1	0
Kenya	0	1	0
Malaysia	0	1	0

Country	Not comparable	Partially comparable	Substantially comparable
Pakistan	0	1	0
South Africa	1	2	3
Spain	0	1	1
Sri Lanka	0	2	0
United Kingdom	1	2	1

2.2 Specialist recognition outcomes: Outcome of final assessment



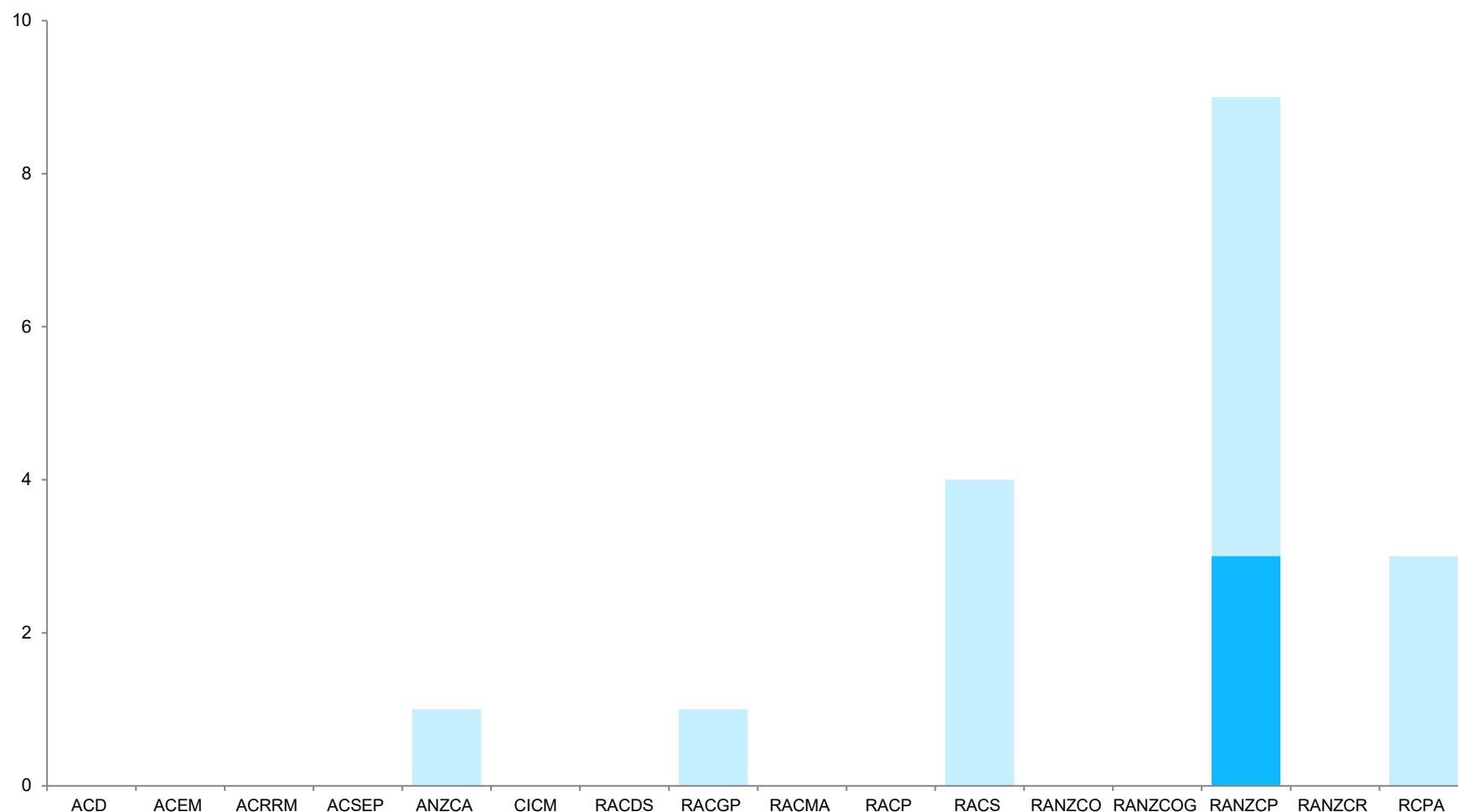
Recommended for specialist recognition (full scope)	5	15	3	1	21	3	0	27	0	66	31	1	18	60	30	10
Recommended for specialist recognition (limited scope)	0	0	0	0	0	0	0	0	0	0	1	0	5	0	0	
Not recommended for specialist recognition	0	1	0	0	4	0	0	0	0	1	0	0	0	0	0	0

2.2.1 Specialist recognition outcomes: Outcome of final assessment: By country of highest specialist qualification – all colleges

Country	Partially comparable		Substantially comparable	
	Recommended	Not recommended	Recommended	Not recommended
Bangladesh	1	0	0	0
Belgium	0	0	1	0
Brazil	10	1	2	0
Canada	1	0	1	0
Colombia	2	0	0	0
Denmark	0	0	2	0
Egypt	6	0	2	0
Germany	3	0	0	0
Hong Kong	3	0	7	0
India	55	2	10	0
Iran	3	0	4	0
Ireland	3	0	3	0
Israel	1	0	2	0
Japan	1	0	0	0
Jordan	1	0	0	0
Kenya	1	0	0	0
Lithuania	0	0	3	0
Malaysia	2	1	0	0
Mexico	0	0	1	0
Nepal	1	0	1	0
Netherlands	1	0	1	0
New Zealand	0	0	1	0

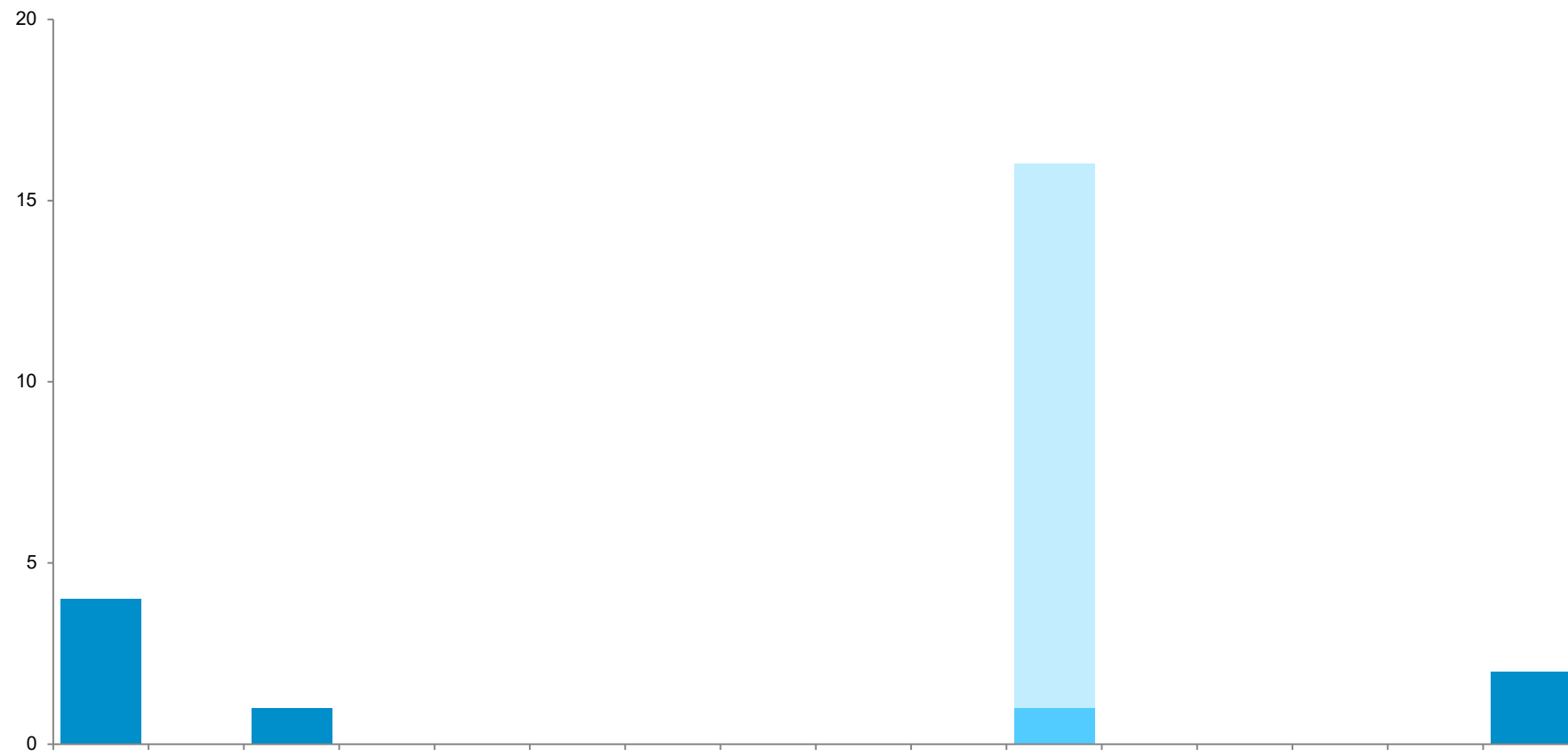
Country	Partially comparable		Substantially comparable	
	Recommended	Not recommended	Recommended	Not recommended
Oman	4	0	1	0
Philippines	3	0	1	0
Portugal	0	0	3	0
Qatar	3	0	0	0
Russia	0	1	0	0
Singapore	1	0	2	0
South Africa	17	0	14	0
Spain	0	0	1	0
Sri Lanka	5	0	13	0
Sweden	1	0	0	0
Switzerland	4	0	0	0
Syria	1	0	1	0
Tanzania	1	0	0	0
Turkey	1	0	0	0
United Arab Emirates	2	0	0	0
United Kingdom	21	0	56	0
United States of America	5	1	3	0

2.4 Specialist recognition outcomes: Number of reviews/reconsiderations and appeals of college decision requested by IMGs



Total reviews / reconsiderations	0	0	0	0	1	0	0	1	0	0	4	0	0	6	0	3
Total appeals	0	0	0	0	0	0	0	0	0	0	0	0	0	3	0	0

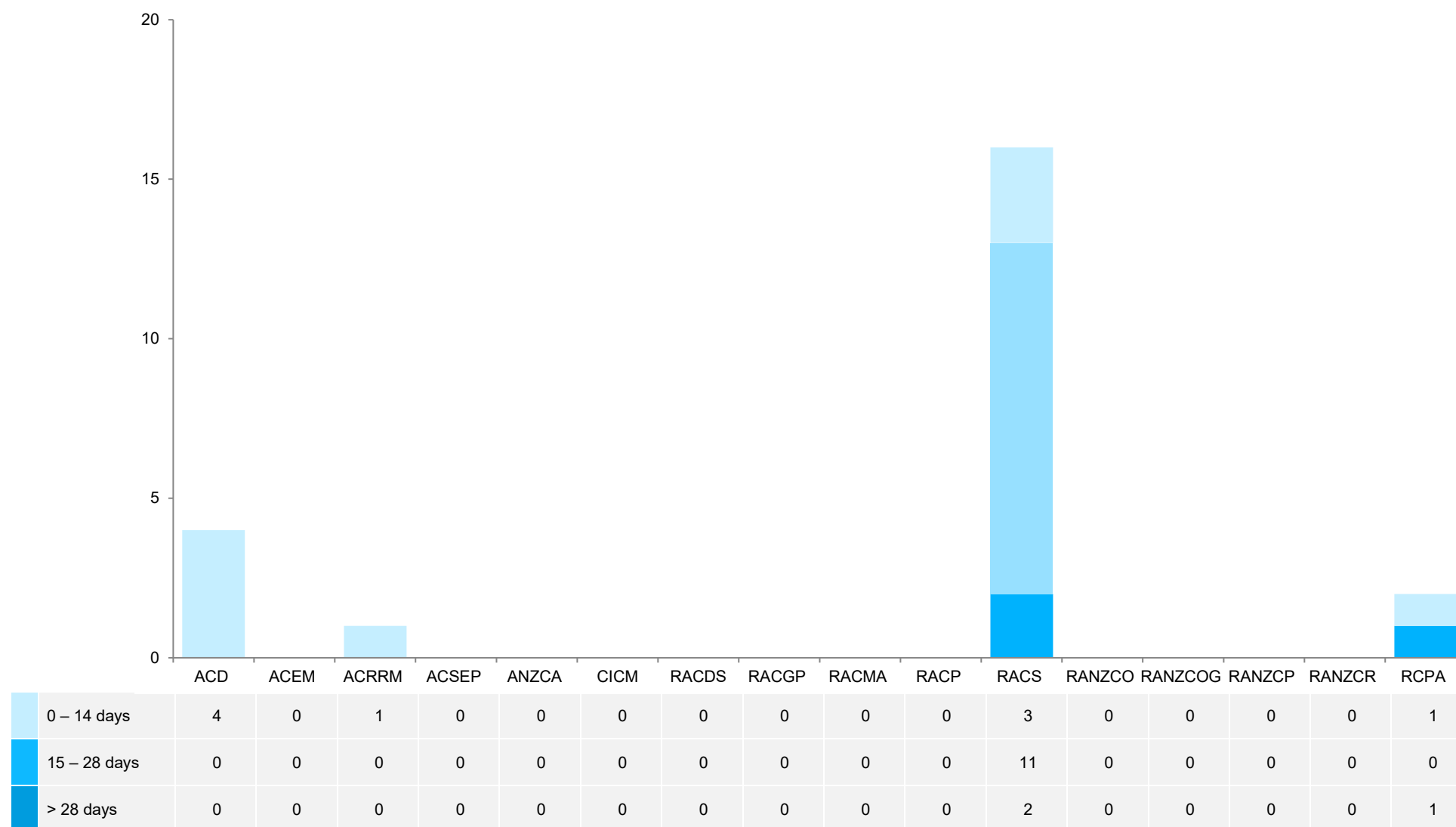
3.1.1 Specialist recognition timeframes: Interim assessment: Time to first available interview



	ACD	ACEM	ACRRM	ACSEP	ANZCA	CICM	RACDS	RACGP	RACMA	RACP	RACS	RANZCO	RANZCOG	RANZCP	RANZCR	RCPA
0 – 3 months	0	0	0	0	0	0	0	0	0	0	15	0	0	0	0	0
3 – 6 months	0	0	0	0	0	0	0	0	0	0	1	0	0	0	0	0
6 – 9 months	0	0	0	0	0	0	0	0	0	0	0	0	0	0	0	0
> 9 months	4	0	1	0	0	0	0	0	0	0	0	0	0	0	0	2

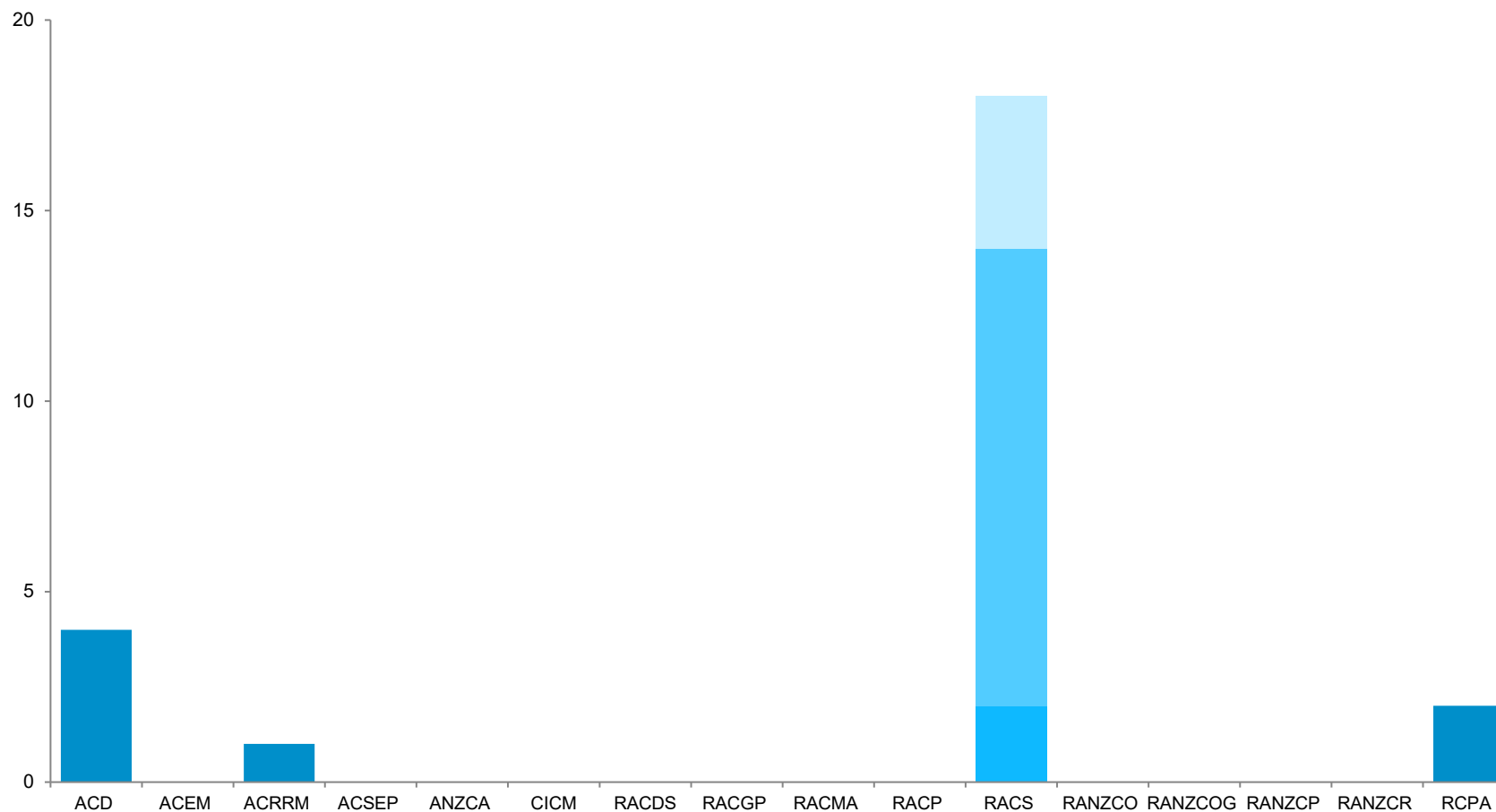
Note: RACGP do not interview to assess comparability.

3.1.2 Specialist recognition timeframes: Interim assessment: Time from interview to interim assessment decision



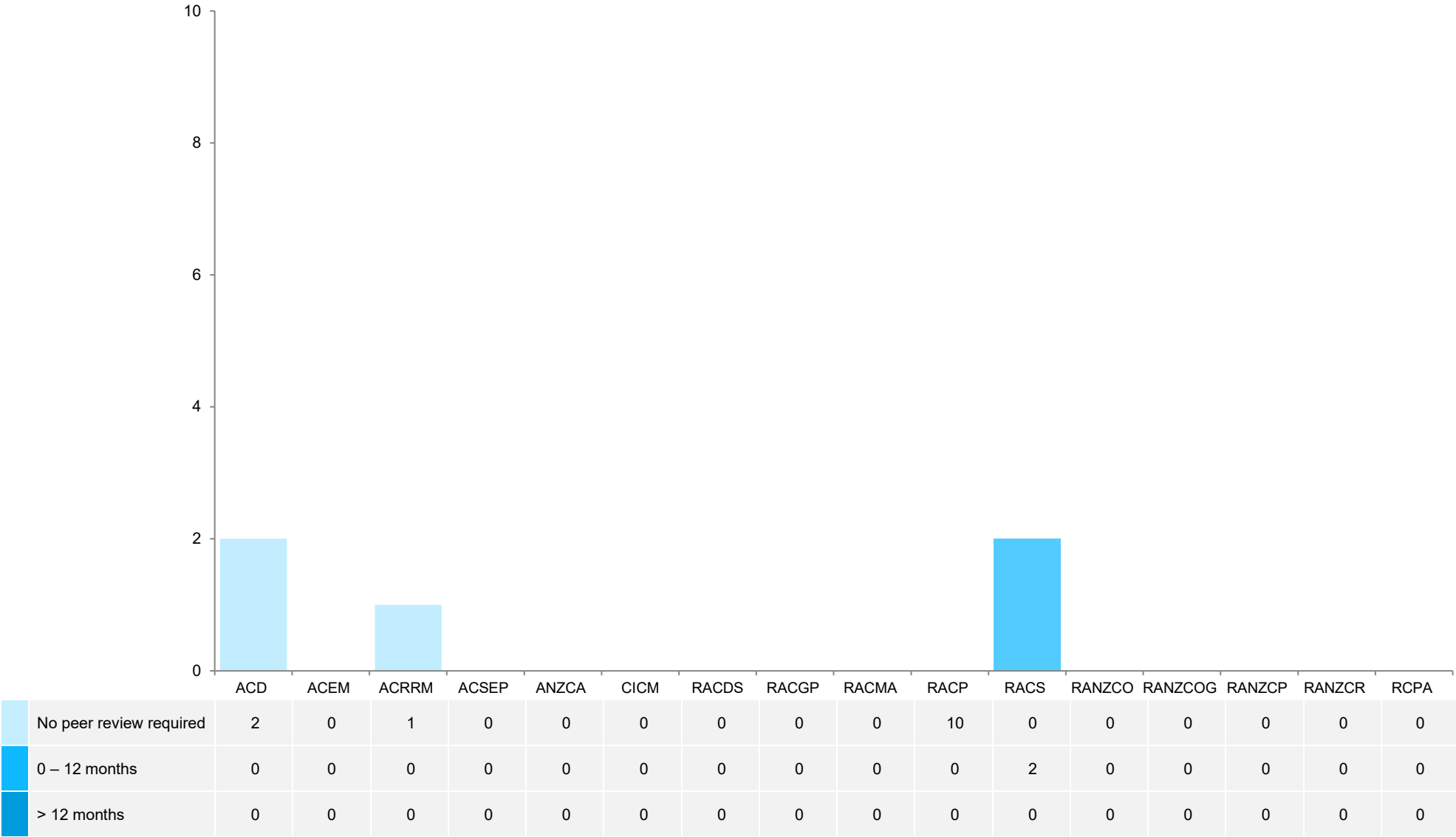
Note: RACGP do not interview to assess comparability.

3.1.3 Specialist recognition timeframes: Interim assessment: Total time for interim assessment



	ACD	ACEM	ACRRM	ACSEP	ANZCA	CICM	RACDS	RACGP	RACMA	RACP	RACS	RANZCO	RANZCOG	RANZCP	RANZCR	RCPA
0 – 3 months 14 days	0	0	0	0	0	0	0	0	0	0	4	0	0	0	0	0
3 months 15 days – 6 months	0	0	0	0	0	0	0	0	0	0	12	0	0	0	0	0
> 6 months – 9 months	0	0	0	0	0	0	0	0	0	0	2	0	0	0	0	0
> 9 months	4	0	1	0	0	0	0	0	0	0	0	0	0	0	0	2

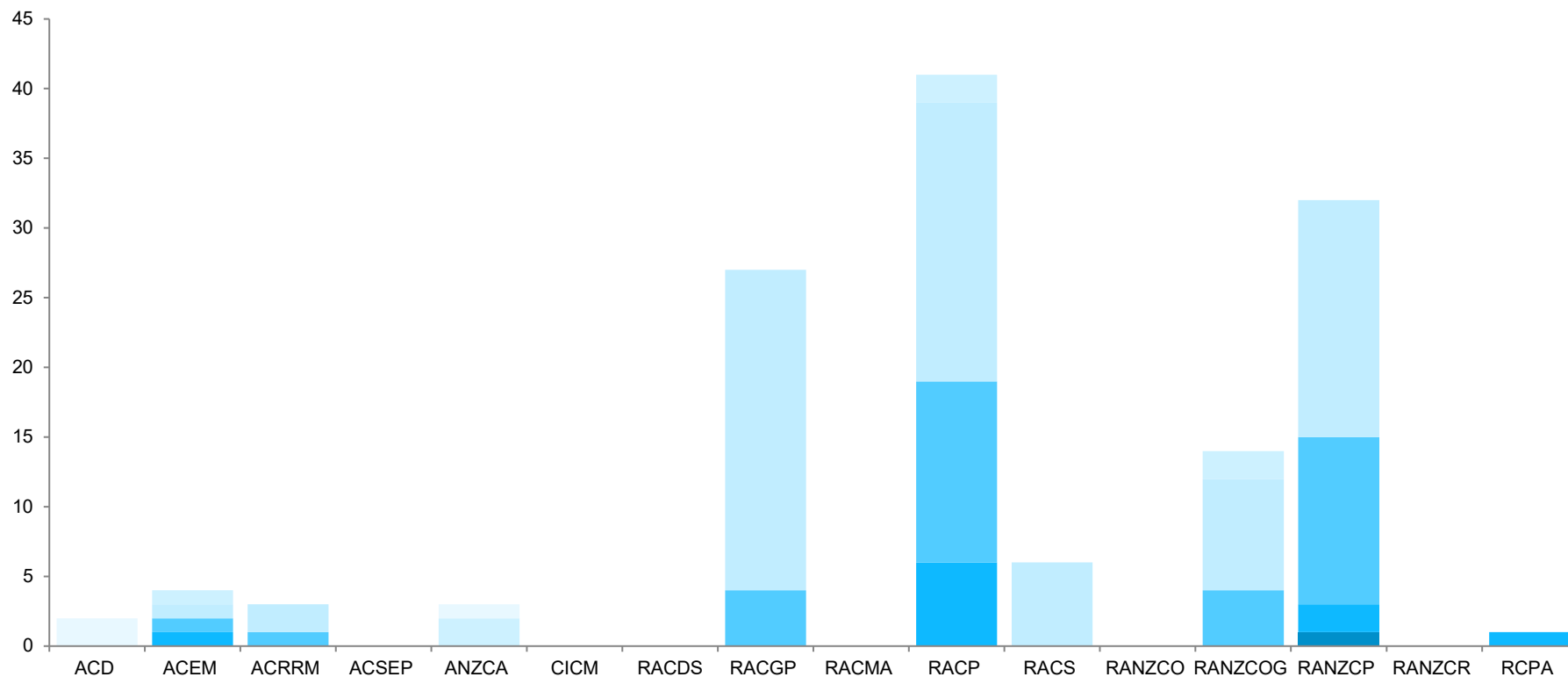
4.1.1 Specialist recognition requirements: Substantially comparable IMGs: Period of peer review required by college



4.1.2 Specialist recognition requirements: Substantially comparable IMGs: Number required to complete exam

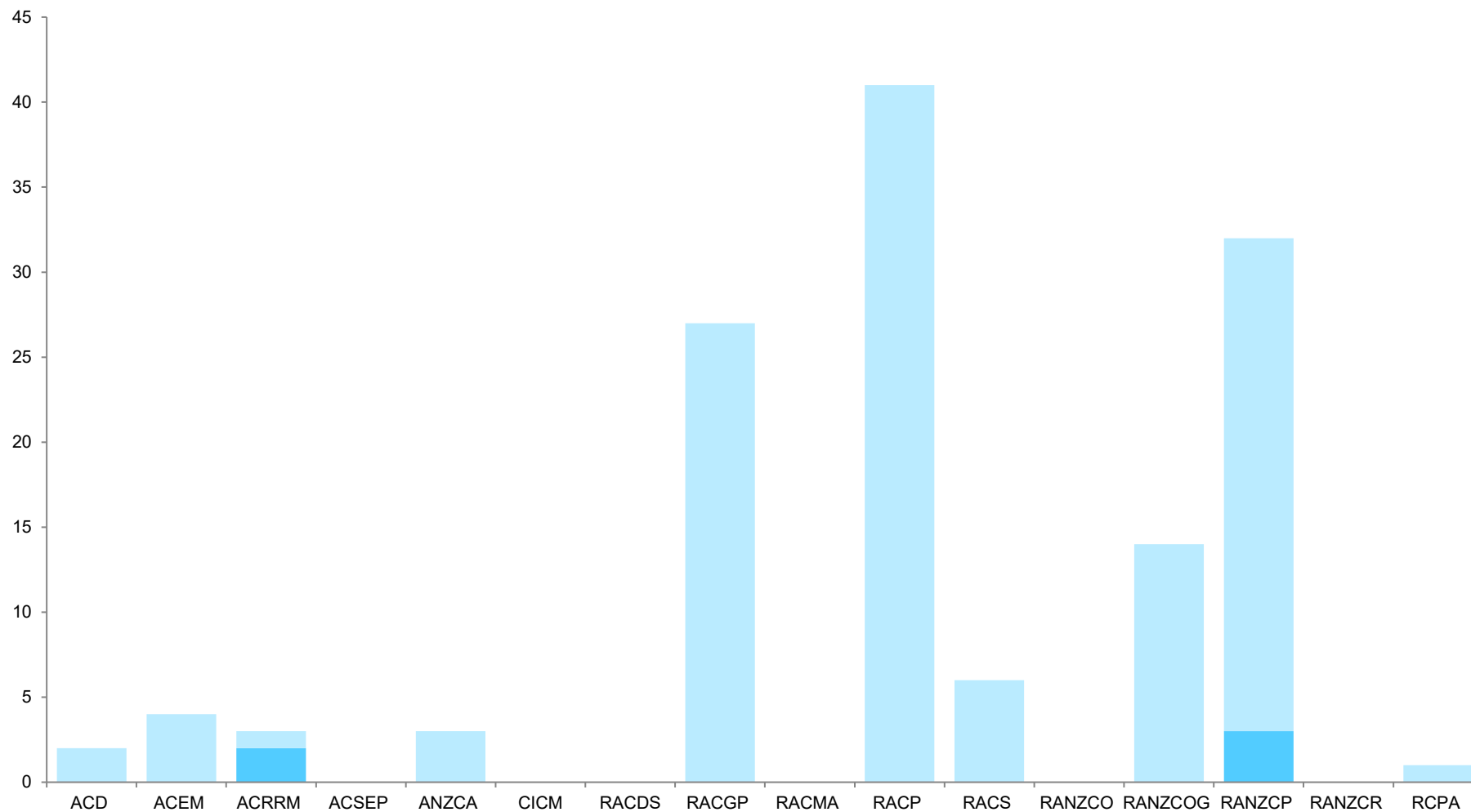
All specialist medical colleges reported that no substantially comparable IMGs were required to complete a formal examination.

4.1.3 Specialist recognition requirements: Substantially comparable IMGs: Time for final assessment



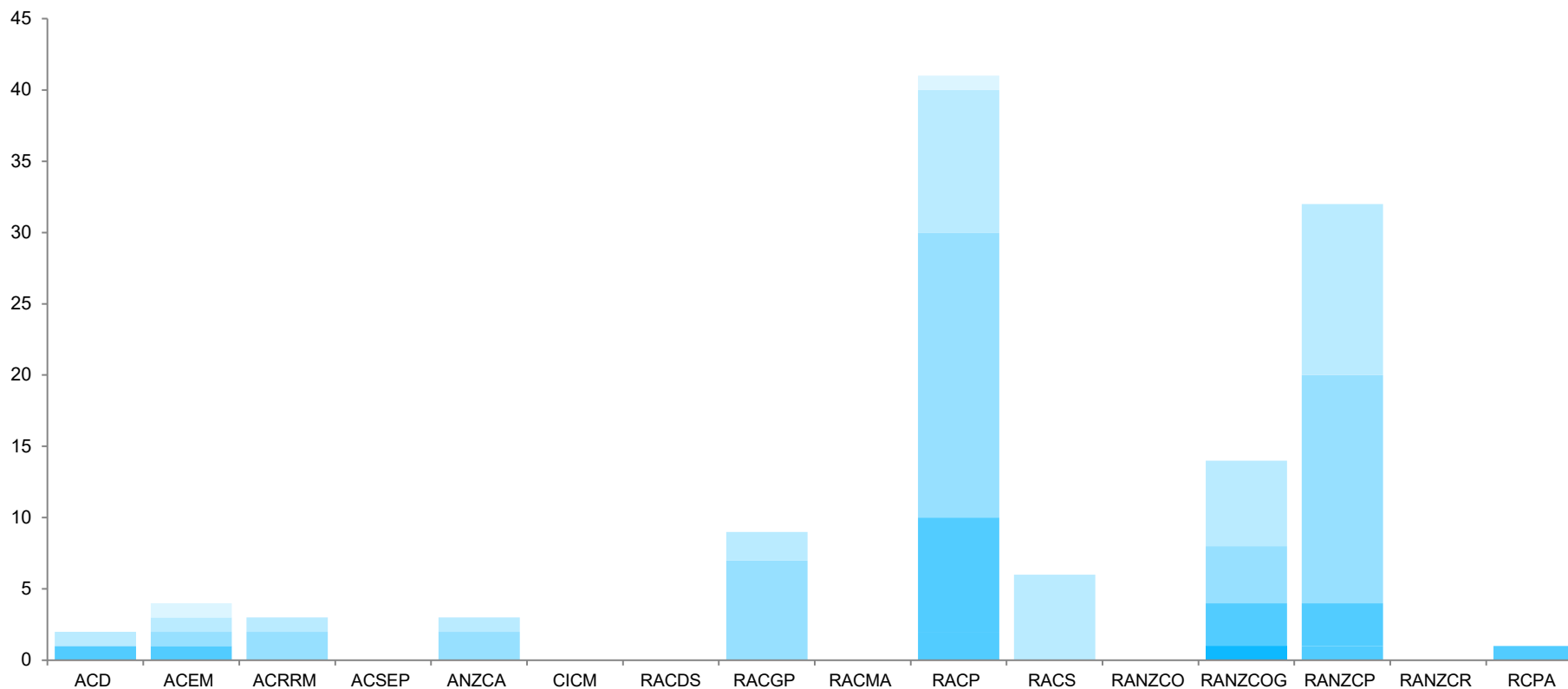
	ACD	ACEM	ACRRM	ACSEP	ANZCA	CICM	RACDS	RACGP	RACMA	RACP	RACS	RANZCO	RANZCOG	RANZCP	RANZCR	RCPA
0 – 6 months	2	0	0	0	1	0	0	0	0	0	0	0	0	0	0	0
6 – 12 months	0	1	0	0	2	0	0	0	0	2	0	0	2	0	0	0
12 – 24 months	0	1	2	0	0	0	0	23	0	20	6	0	8	17	0	0
24 – 36 months	0	1	1	0	0	0	0	4	0	13	0	0	4	12	0	0
36 – 48 months	0	1	0	0	0	0	0	0	0	6	0	0	0	2	0	1
> 48 months	0	0	0	0	0	0	0	0	0	0	0	0	0	1	0	0

4.1.4 Specialist recognition requirements: Substantially comparable IMGs: Maximum timeframe for completing college requirements



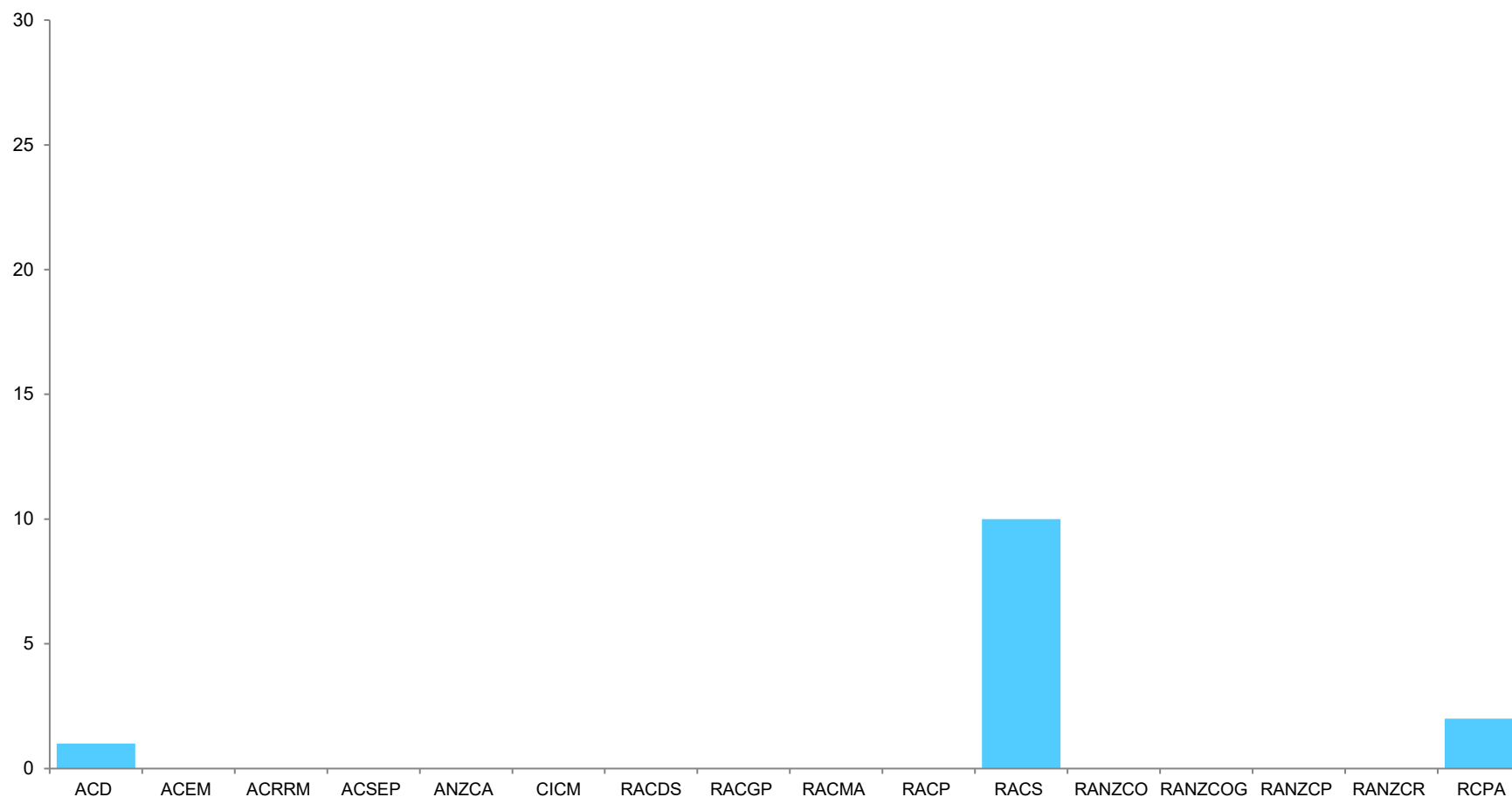
	ACD	ACEM	ACRRM	ACSEP	ANZCA	CIM	RACDS	RACGP	RACMA	RACP	RACS	RANZCO	RANZCOG	RANZCP	RANZCR	RCPA
0 – 2 years	2	4	1	0	3	0	0	27	0	41	6	0	29	29	0	1
> 2 years	0	0	2	0	0	0	0	0	0	0	0	0	3	3	0	0

4.1.5 Specialist recognition requirements: Substantially comparable IMGs: Total time on specialist pathway



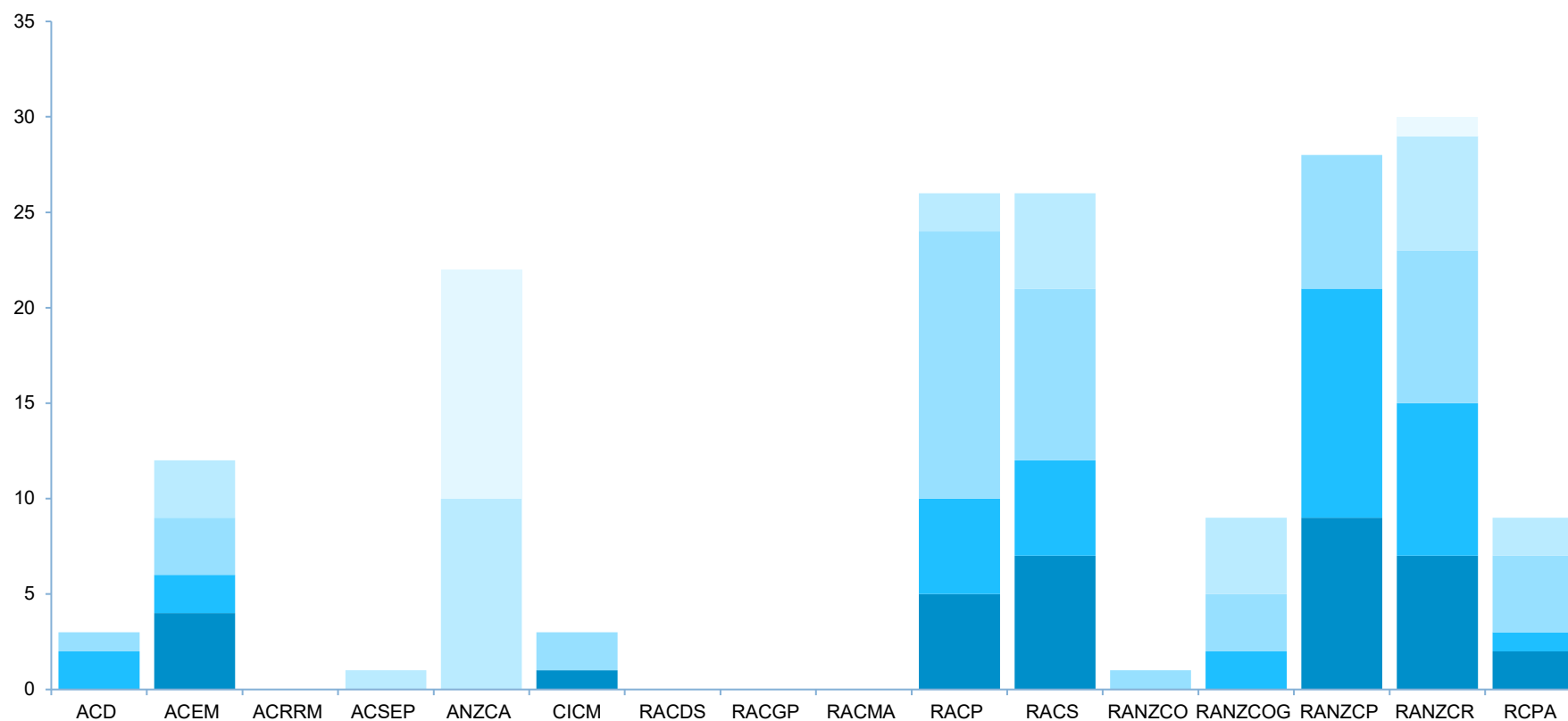
	ACD	ACEM	ACRRM	ACSEP	ANZCA	CIMM	RACDS	RACGP	RACMA	RACP	RACS	RANZCO	RANZCOG	RANZCP	RANZCR	RCPA
< 1 year	0	1	0	0	0	0	0	0	0	1	0	0	0	0	0	0
1 – 2 years	1	1	1	0	1	0	0	2	0	10	6	0	6	12	0	0
2 – 3 years	0	1	2	0	2	0	0	7	0	20	0	0	4	16	0	0
3 – 4 years	1	1	0	0	0	0	0	0	0	8	0	0	3	3	0	1
4 – 6 years	0	0	0	0	0	0	0	0	0	2	0	0	0	1	0	0
6 – 8 years	0	0	0	0	0	0	0	0	0	0	0	0	1	0	0	0
8 years +	0	0	0	0	0	0	0	0	0	0	0	0	0	0	0	0

4.2.1 Specialist recognition requirements: Partially comparable IMGs: Period of supervised practice and/or training required by college



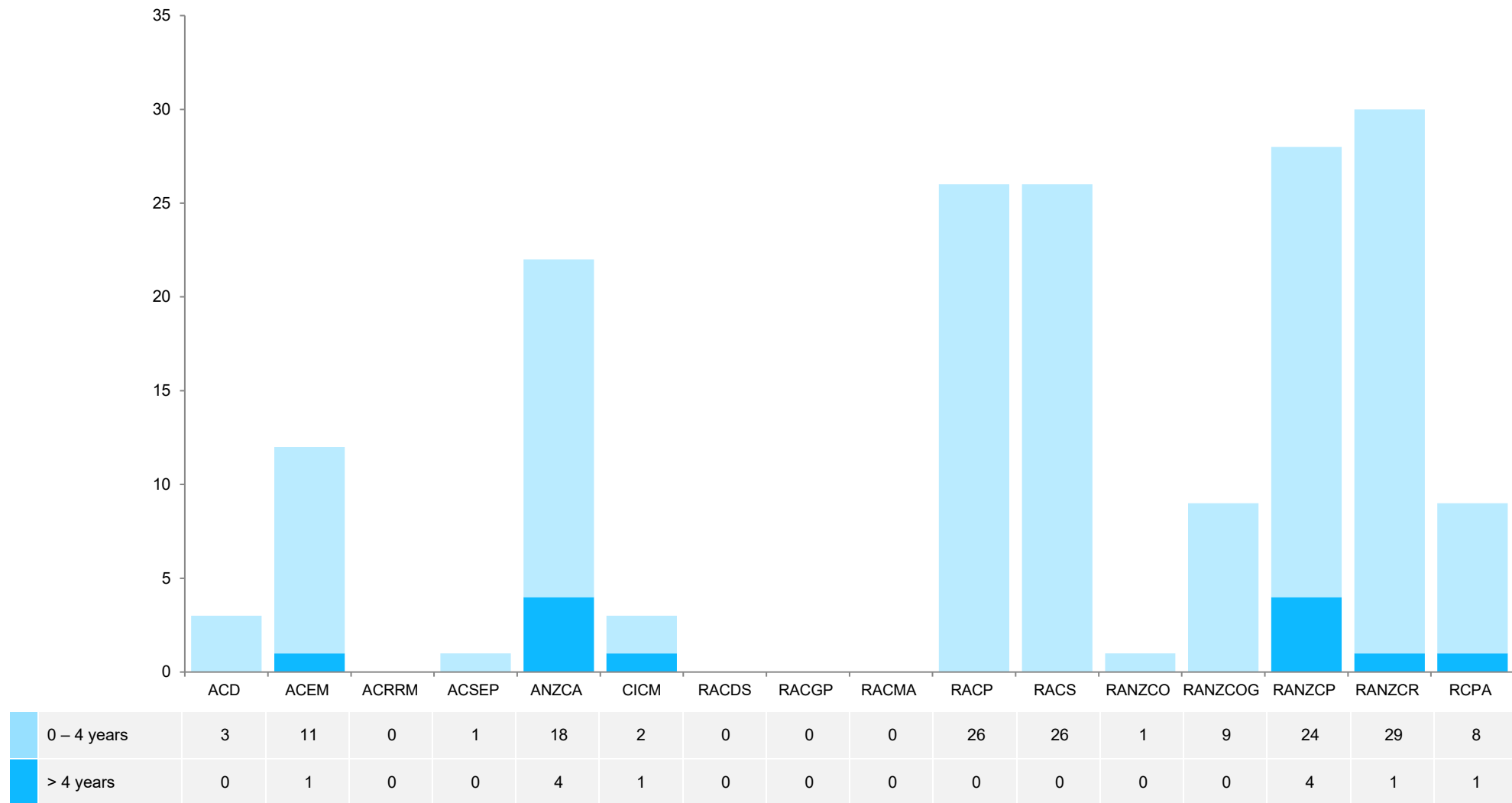
	ACD	ACEM	ACRRM	ACSEP	ANZCA	CICM	RACDS	RACGP	RACMA	RACP	RACS	RANZCO	RANZCOG	RANZCP	RANZCR	RCPA
No supervised practice or training	0	0	0	0	0	0	0	0	0	0	0	0	0	0	0	0
0 – 24 months	1	0	0	0	0	0	0	0	0	0	10	0	0	0	0	2
> 24 months	0	0	0	0	0	0	0	0	0	0	0	0	0	0	0	0

4.2.2 Specialist recognition requirements: Partially comparable IMGs: Time for final assessment

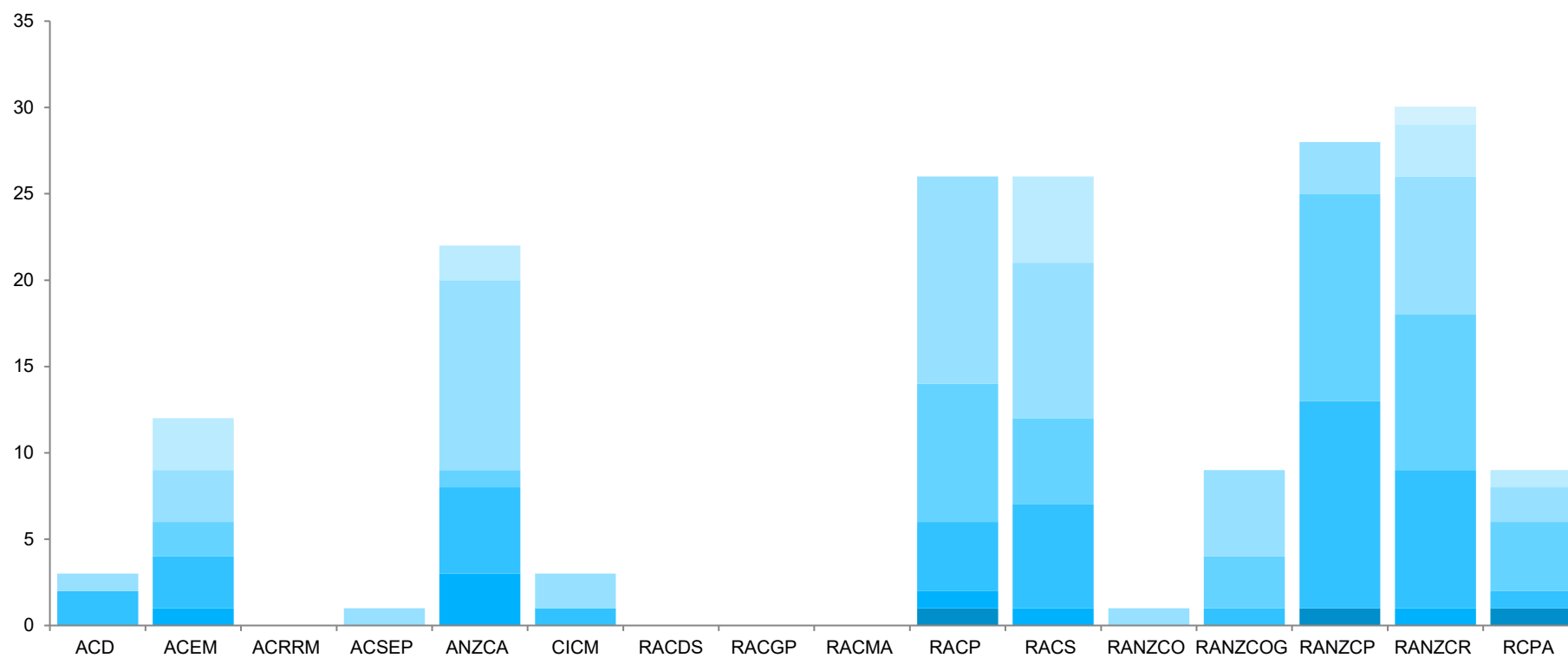


	ACD	ACEM	ACRRM	ACSEP	ANZCA	CICM	RACDS	RACGP	RACMA	RACP	RACS	RANZCO	RANZCOG	RANZCP	RANZCR	RCPA
0 – 6 months	0	0	0	0	0	0	0	0	0	0	0	0	0	0	1	0
6 – 12 months	0	0	0	0	12	0	0	0	0	0	0	0	0	0	0	0
12 – 24 months	0	3	0	1	10	0	0	0	0	2	5	0	4	0	6	2
24 – 36 months	1	3	0	0	0	2	0	0	0	14	9	1	3	7	8	4
36 – 48 months	2	2	0	0	0	0	0	0	0	5	5	0	2	12	8	1
> 48 months	0	4	0	0	0	1	0	0	0	5	7	0	0	9	7	2

4.2.3 Specialist recognition requirements: Partially comparable IMGs: Maximum timeframe for completing college requirements

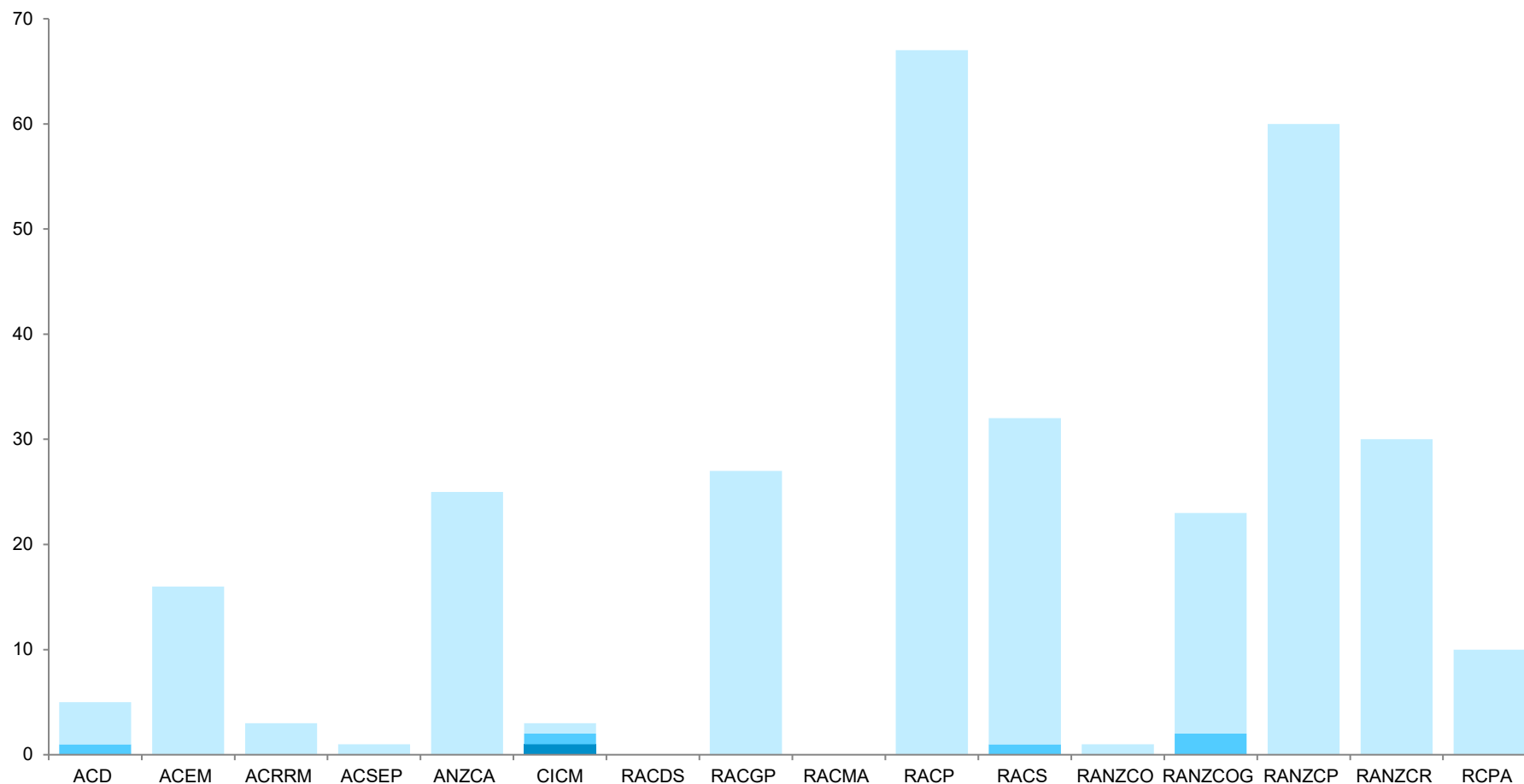


4.2.4 Specialist recognition requirements: Partially comparable IMGs: Total time on specialist pathway



	ACD	ACEM	ACRRM	ACSEP	ANZCA	CICM	RACDS	RACGP	RACMA	RACP	RACS	RANZCO	RANZCOG	RANZCP	RANZCR	RCPA
< 1 year	0	0	0	0	0	0	0	0	0	0	0	0	0	0	1	0
1 – 2 years	0	3	0	0	2	0	0	0	0	0	5	0	0	0	3	1
2 – 3 years	1	3	0	1	11	2	0	0	0	12	9	1	5	3	8	2
3 – 4 years	0	2	0	0	1	0	0	0	0	8	5	0	3	12	9	4
4 – 6 years	2	3	0	0	5	1	0	0	0	4	6	0	1	12	8	1
6 – 8 years	0	1	0	0	3	0	0	0	0	1	1	0	0	0	1	0
8 years +	0	0	0	0	0	0	0	0	0	1	0	0	0	1	0	1

4.3.1 Specialist recognition requirements: Final assessment decision: Time for specialist recognition final assessment decision

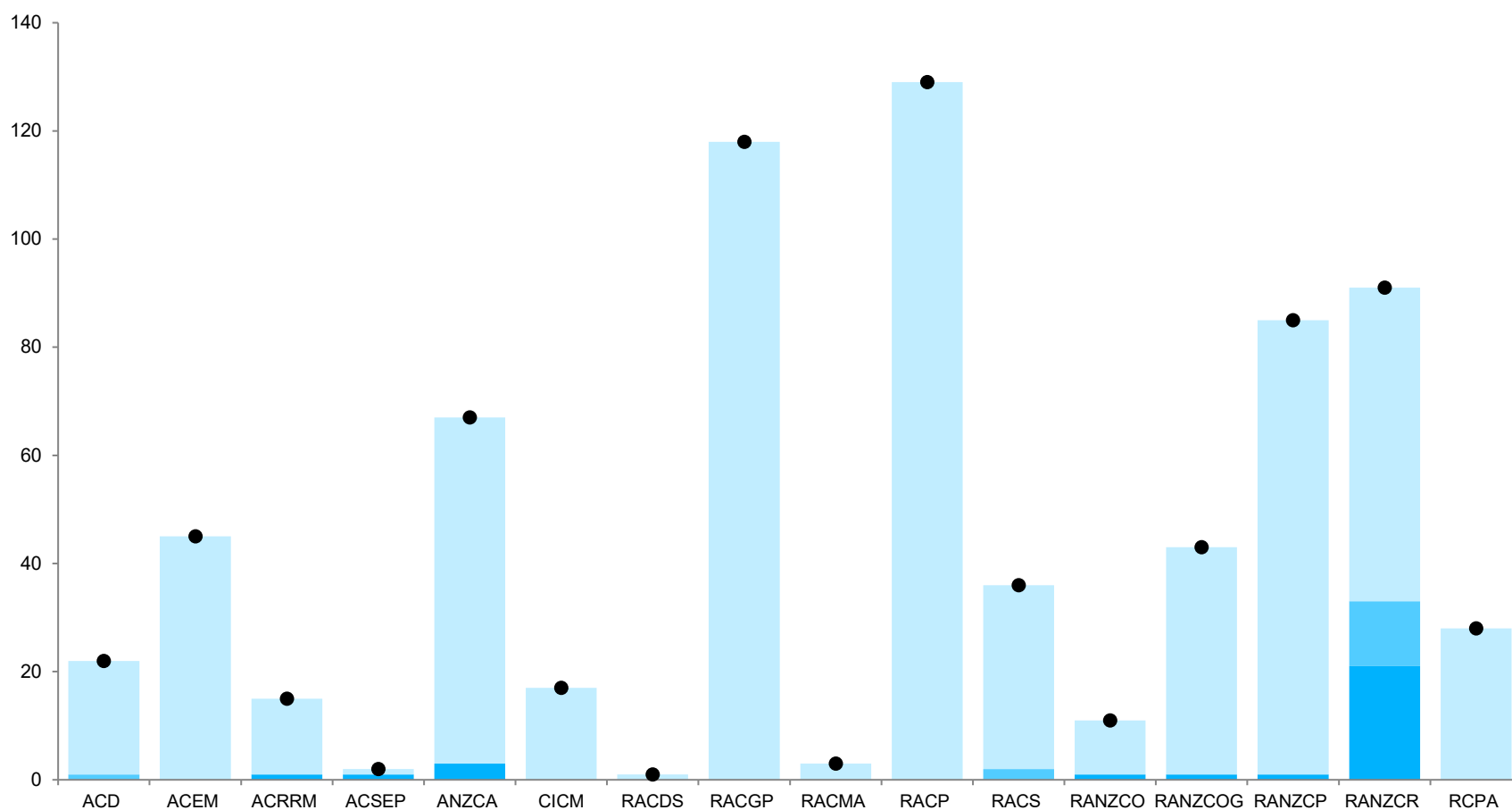


	ACD	ACEM	ACRRM	ACSEP	ANZCA	CICA	RACDS	RACGP	RACMA	RACP	RACS	RANZCO	RANZCOG	RANZCP	RANZCR	RCPA
0 – 2 months	4	16	3	1	25	1	0	27	0	67	31	1	21	60	30	10
> 2 – 6 months	1	0	0	0	0	1	0	0	0	0	1	0	2	0	0	0
> 6 – 9 months	0	0	0	0	0	0	0	0	0	0	0	0	0	0	0	0
> 9 months	0	0	0	0	0	1	0	0	0	0	0	0	0	0	0	0

PART C: STANDARDS

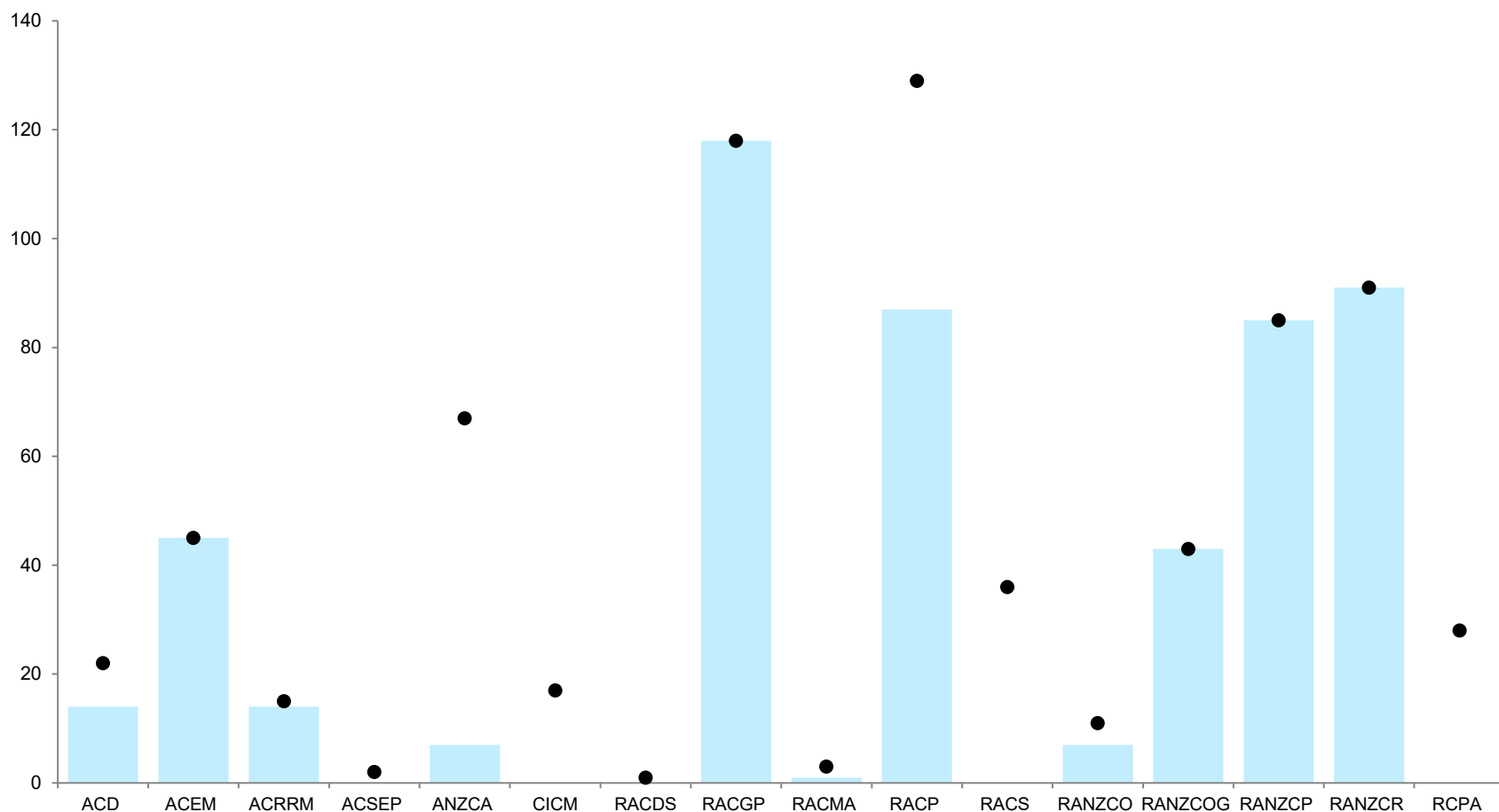
Report on IMGs assessed against the *Standards: Specialist medical college assessment of specialist international medical graduates*

1.1 Applications: Number of applications received



	ACD	ACEM	ACRRM	ACSEP	ANZCA	CICM	RACDS	RACGP	RACMA	RACP	RACS	RANZCO	RANZCOG	RANZCP	RANZCR	RCPA
Specialist recognition	21	45	14	1	64	17	1	118	3	129	34	10	42	84	58	28
Area of need	1	0	0	0	0	0	0	0	0	0	2	0	0	0	12	0
Specialist recognition and area of need	0	0	1	1	3	0	0	0	0	0	0	1	1	1	21	0
● Total number of applications	22	45	15	2	67	17	1	118	3	129	36	11	43	85	91	28


1.2 Applications: Number of applications incomplete on first submission



Incomplete on first submission	14	45	14	0	7	0	0	118	1	87	0	7	43	85	91	0
Total number of applications	22	45	15	2	67	17	1	118	3	129	36	11	43	85	91	28

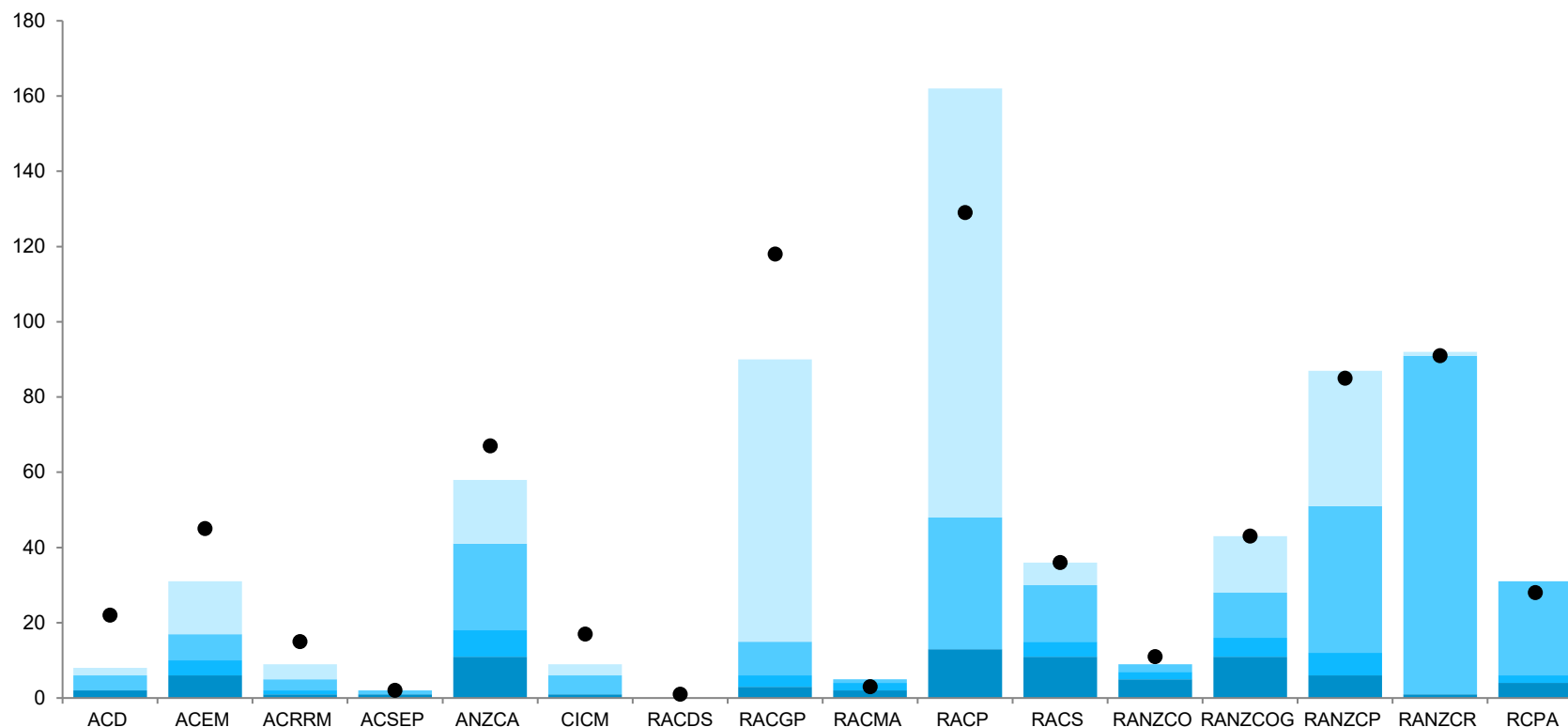
Note: Some colleges require documentation from a third party for applications to be complete (for example, college sourced referee reports).

1.3 Applications: Number of applications withdrawn by IMGs



	ACD	ACEM	ACRRM	ACSEP	ANZCA	CICM	RACDS	RACGP	RACMA	RACP	RACS	RANZCO	RANZCOG	RANZCP	RANZCR	RCPA
Withdrawn before interim assessment – not voluntary	1	0	0	0	0	0	1	0	0	9	2	0	3	0	0	0
Withdrawn before interim assessment – voluntary	1	2	2	0	0	0	0	1	0	1	0	0	0	0	0	1
Withdrawn between interim and final assessment – voluntary	0	0	2	0	0	0	0	0	0	0	2	0	0	0	0	0
● Total number of applications	22	45	15	2	67	17	1	118	3	129	36	11	43	85	91	28

2.1 Specialist recognition outcomes: Outcome of interim assessment



	ACD	ACEM	ACRRM	ACSEP	ANZCA	CICM	RACDS	RACGP	RACMA	RACP	RACS	RANZCO	RANZCOG	RANZCP	RANZCR	RCPA
Substantially comparable	2	14	4	0	17	3	0	75	0	114	6	0	15	36	1	0
Partially comparable	4	7	3	1	23	5	0	9	1	35	15	2	12	39	90	25
Not comparable – initial paper-based review	0	4	1	0	7	0	0	3	2	0	4	2	5	6	0	2
Not comparable (includes paper-based NC)	2	6	1	1	11	1	0	3	2	13	11	5	11	6	1	4
• Total number of applications	22	45	15	2	67	17	1	118	3	129	36	11	43	85	91	28

Note: Some colleges allow IMGs who were not comparable after a paper-based assessment to opt for interview. Outcomes of assessment may not total 'Total number of applications received' as some assessments were still in progress.

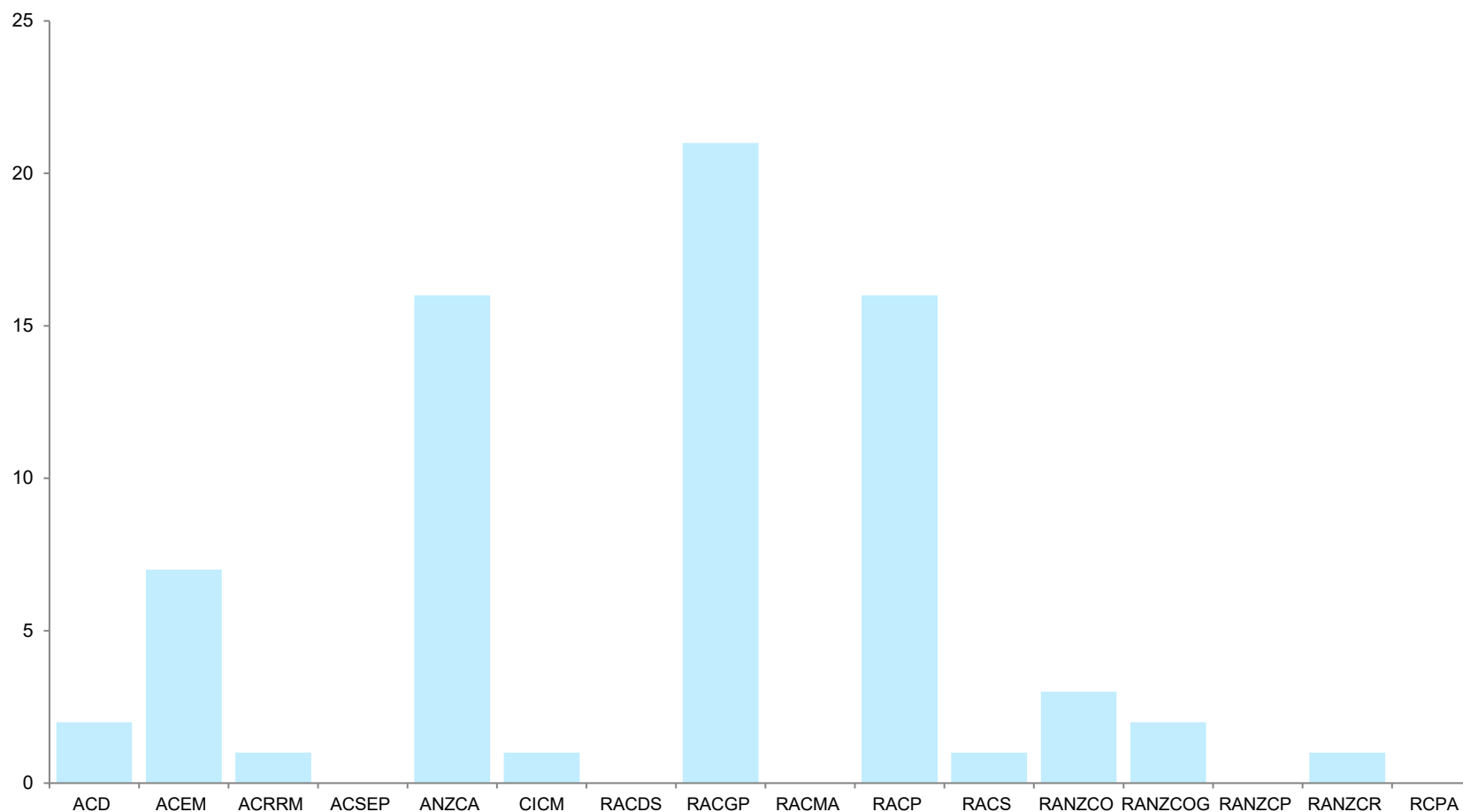
2.1.1 Specialist recognition outcomes: Outcome of interim assessment: By country of highest specialist qualification – all colleges

Country	Not comparable	Partially comparable	Substantially comparable
Argentina	1	1	0
Bangladesh	1	2	0
Brazil	1	6	0
Bulgaria	1	0	0
Canada	1	5	7
China	0	1	3
Colombia	0	0	1
Egypt	4	8	4
Ethiopia	1	0	0
Fiji	1	0	0
France	0	2	1
Germany	0	8	2
Hong Kong	2	11	7
India	26	56	20
Indonesia	1	0	1
Iran	0	18	13
Iraq	0	2	1
Ireland	0	4	12

Country	Not comparable	Partially comparable	Substantially comparable
Israel	0	1	0
Italy	0	1	1
Japan	0	2	0
Jordan	1	1	0
Kenya	1	8	0
Lebanon	0	1	1
Malaysia	3	8	5
Mexico	1	1	1
Nepal	1	0	0
Netherlands	1	4	1
New Zealand	0	0	9
Nigeria	1	10	1
Pakistan	2	8	2
Poland	0	1	0
Portugal	0	2	0
Qatar	3	1	2
Romania	1	0	0
Russia	1	0	0

Country	Not comparable	Partially comparable	Substantially comparable
Saudi Arabia	0	1	2
Singapore	0	3	2
South Africa	3	25	14
South Korea	2	2	0
Spain	0	3	1
Sri Lanka	0	18	29
Sudan	3	0	0
Sweden	2	2	1
Switzerland	0	1	1
Syria	1	2	0
Taiwan	1	0	4
Thailand	1	0	0
Turkey	1	2	1
United Arab Emirates	0	1	0
United Kingdom	4	27	126
United States of America	3	10	11
Vietnam	0	1	0

2.2 Specialist recognition outcomes: Outcome of final assessment

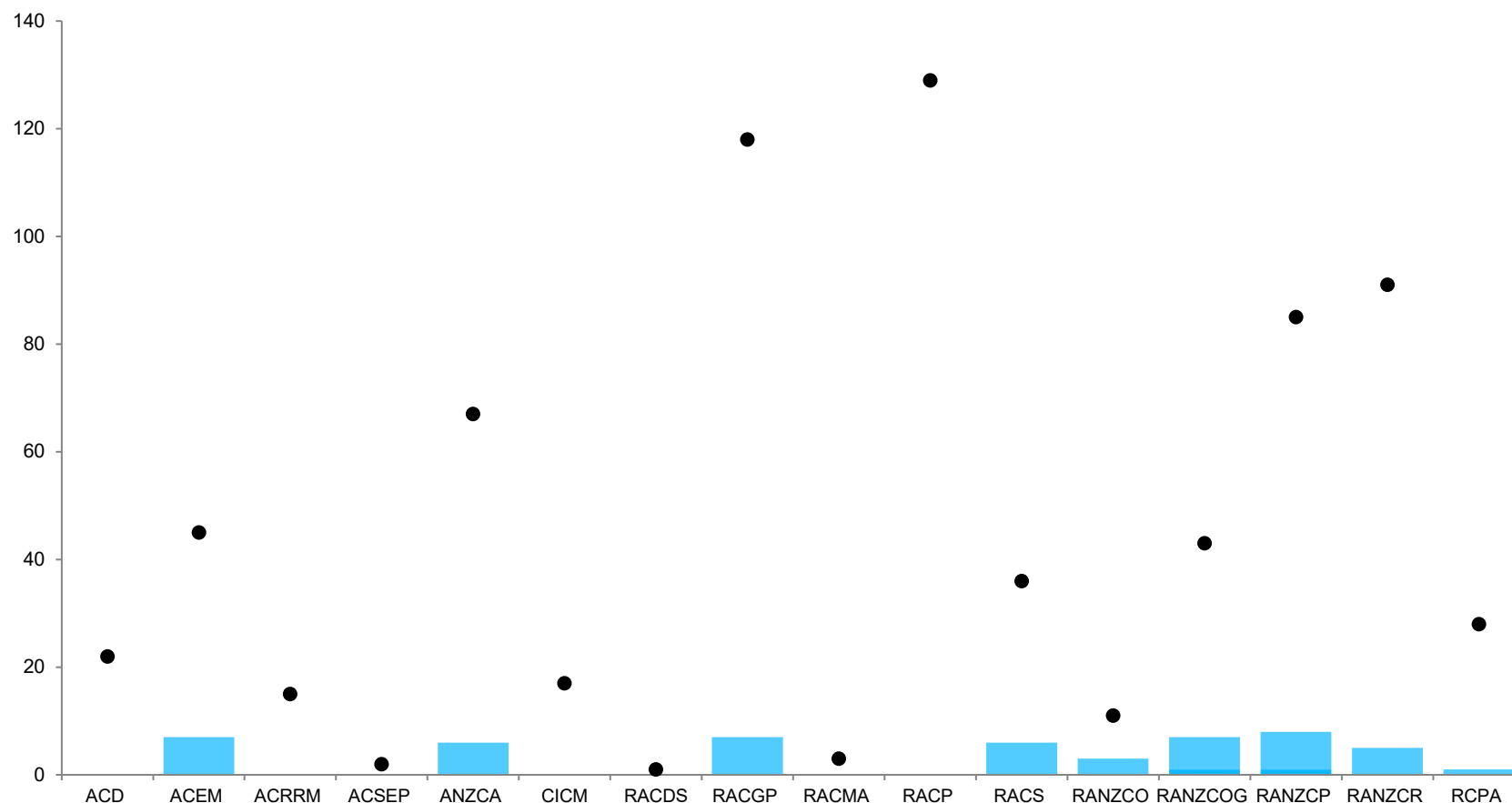


	ACD	ACEM	ACRRM	ACSEP	ANZCA	CICM	RACDS	RACGP	RACMA	RACP	RACS	RANZCO	RANZCOG	RANZCP	RANZCR	RCPA
Recommended for specialist recognition (full scope)	2	7	1	0	16	1	0	21	0	16	1	3	2	0	1	0
Recommended for specialist recognition (limited scope)	0	0	0	0	0	0	0	0	0	0	0	0	0	0	0	0
Not recommended for specialist recognition	0	0	0	0	0	0	0	0	0	0	0	0	0	0	0	0

2.2.1 Specialist recognition outcomes: Outcome of final assessment: By country of highest specialist qualification – all colleges

Country	Partially comparable		Substantially comparable	
	Recommended	Not recommended	Recommended	Not recommended
Canada	0	0	1	0
France	0	0	1	0
Hong Kong	0	0	1	0
India	2	0	2	0
Iran	0	0	1	0
Iraq	0	0	1	0
Ireland	2	0	7	0
Malaysia	1	0	0	0
Malta	0	0	1	0
New Zealand	0	0	3	0
Pakistan	0	0	2	0
South Africa	1	0	2	0
Sri Lanka	0	0	3	0
United Kingdom	2	0	37	0
United States of America	1	0	0	0

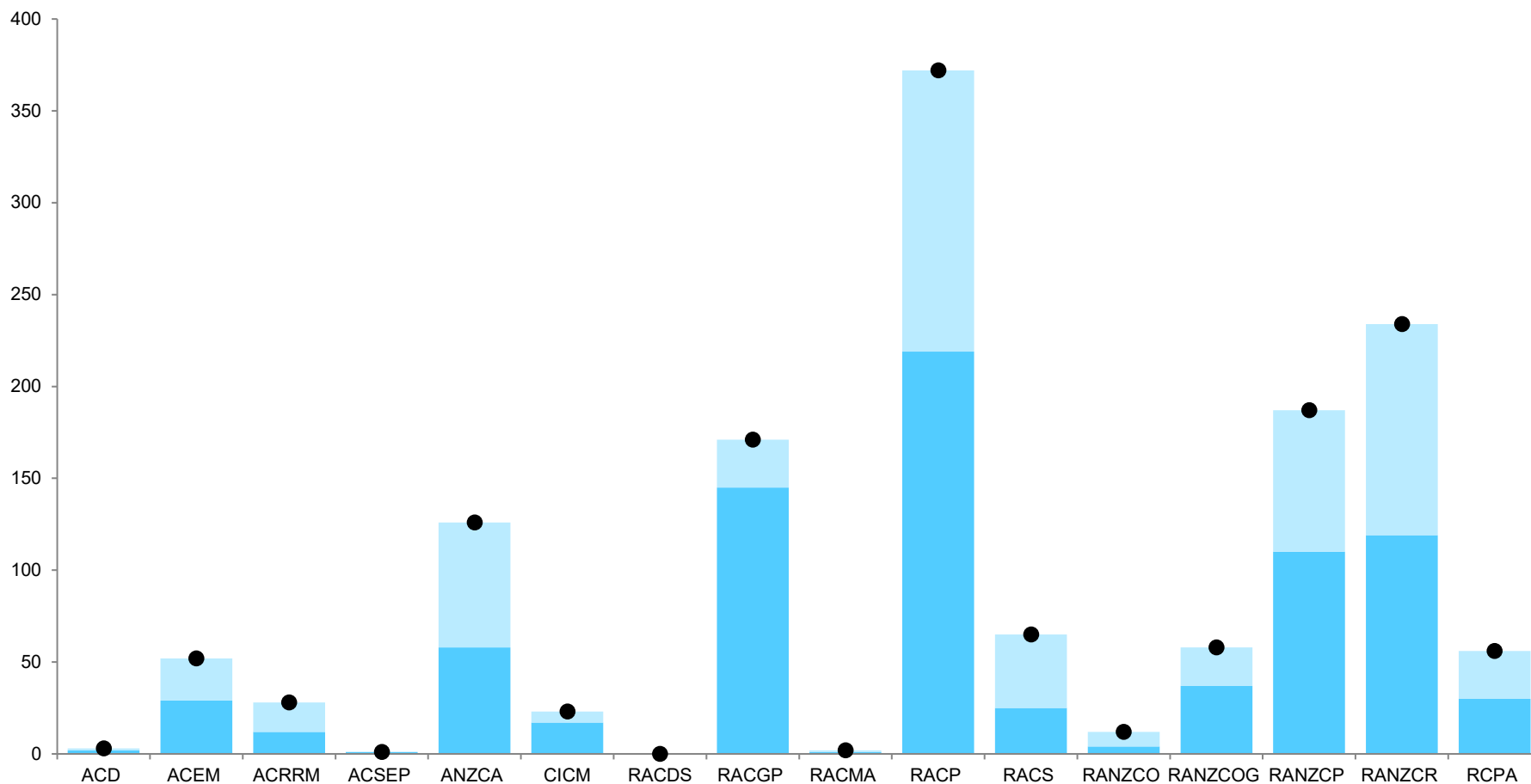
2.4 Specialist recognition outcomes: Number of reviews/reconsiderations and appeals of college decision requested by IMGs



	ACD	ACEM	ACRRM	ACSEP	ANZCA	CICM	RACDS	RACGP	RACMA	RACP	RACS	RANZCO	RANZCOG	RANZCP	RANZCR	RCPA
Total reviews / reconsiderations	0	7	0	0	6	0	0	7	0	0	6	3	6	7	5	1
Total appeals	0	0	0	0	0	0	0	0	0	0	0	0	1	1	0	0
Total number of applications	22	45	15	2	67	17	1	118	3	129	36	11	43	85	91	28

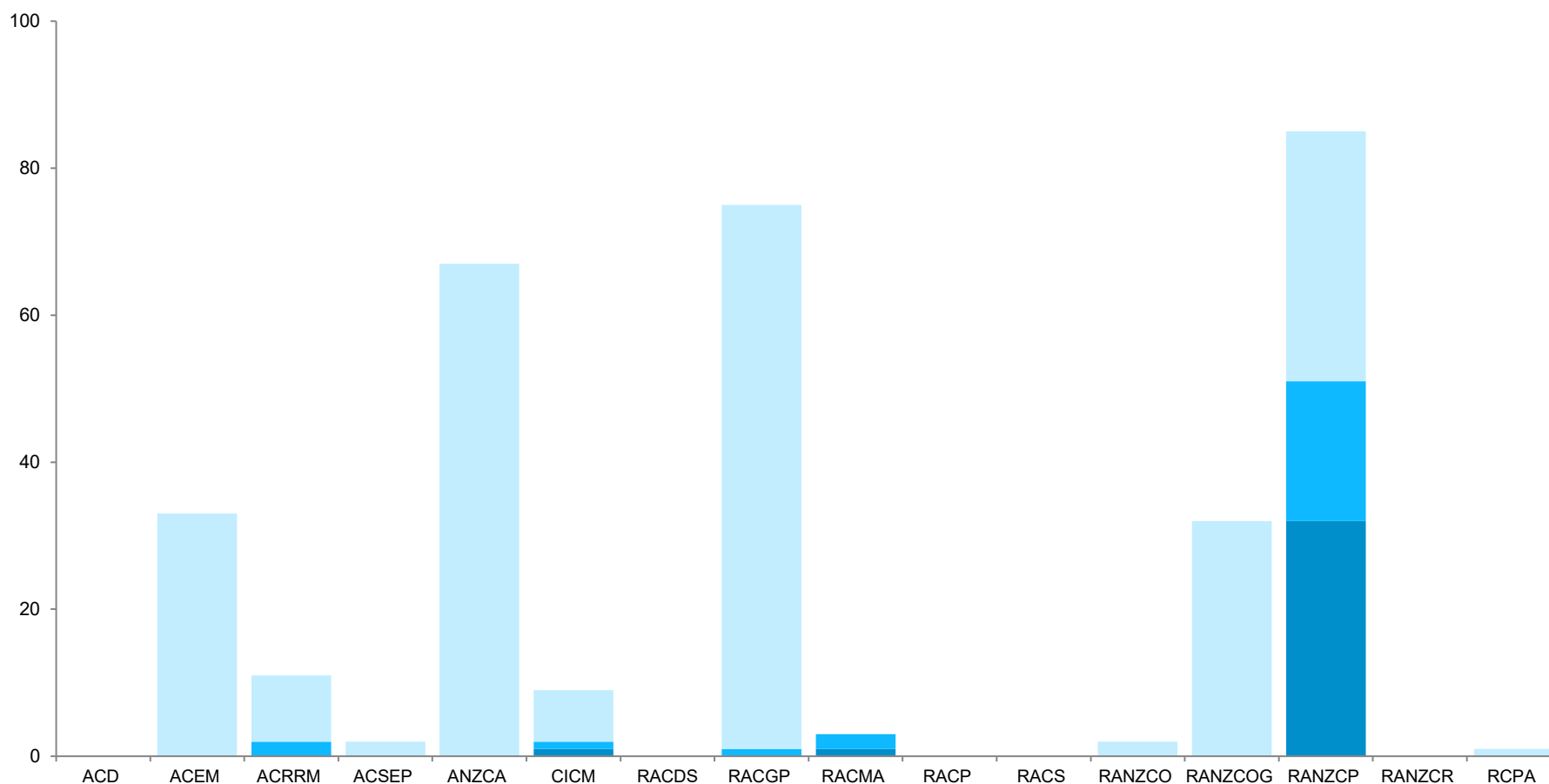
Note: Colleges have different appeals process and classification of 'reviews/reconsideration and appeals' vary.

2.5 Specialist recognition outcomes: Total number of IMGs on specialist pathway: Good practice guidelines and Standards



	ACD	ACEM	ACRRM	ACSEP	ANZCA	CICA	RACDS	RACGP	RACMA	RACP	RACS	RANZCO	RANZCOG	RANZCP	RANZCR	RCPA
Total – Guidelines	1	23	16	0	68	6	0	26	1	153	40	8	21	77	115	26
Total – Standards	2	29	12	1	58	17	0	145	1	219	25	4	37	110	119	30
• Total	3	52	28	1	126	23	0	171	2	372	65	12	58	187	234	56

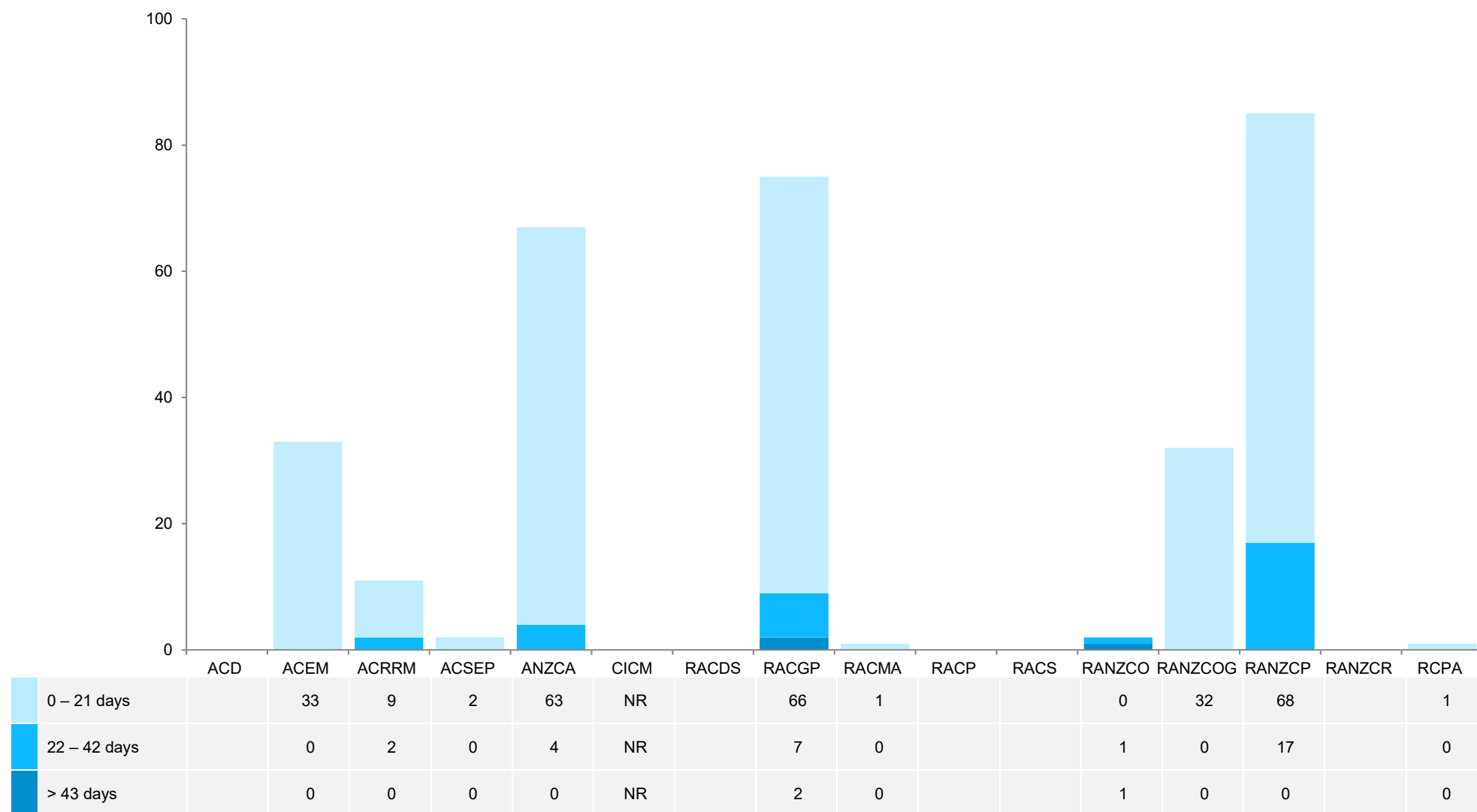
3.1.1 Specialist recognition timeframes: Interim assessment – Summary of Preliminary Review (SPR) before interview: Time for SPR to applicant



	ACD	ACEM	ACRRM	ACSEP	ANZCA	CICA	RACDS	RACGP	RACMA	RACP	RACS	RANZCO	RANZCOG	RANZCP	RANZCR	RCPA
0 – 21 days		33	9	2	67	7		74	0			2	32	34		1
22 – 42 days		0	2	0	0	1		1	2			0	0	19		0
> 43 days		0	0	0	0	1		0	1			0	0	32		0

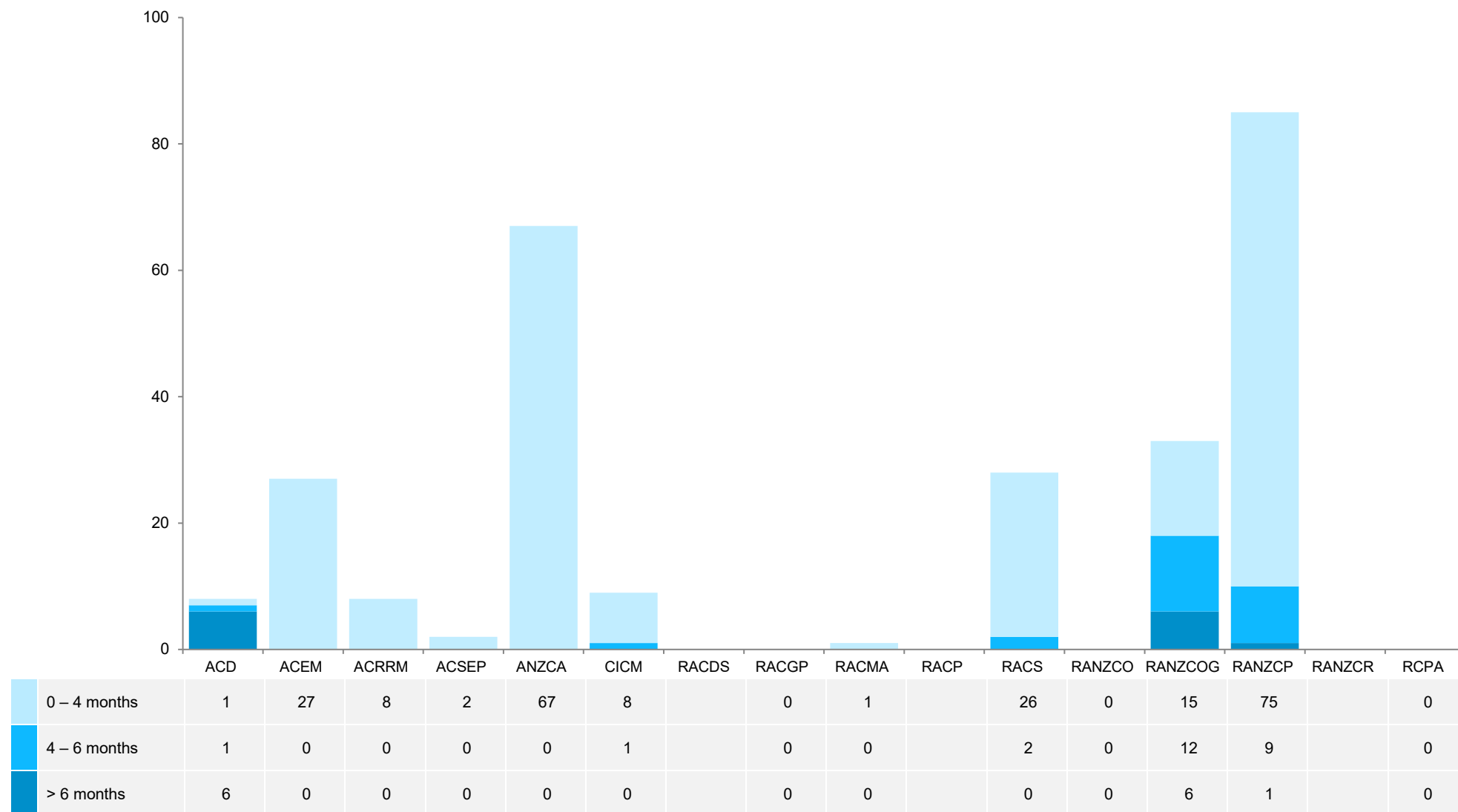
Note: ACD and RACS have not implemented the SPR. RACMA, RANZCO and RCPA use a SPR before or after the interview.

3.1.2 Specialist recognition timeframes: Interim assessment – Summary of Preliminary Review (SPR) before interview: Time for applicant response



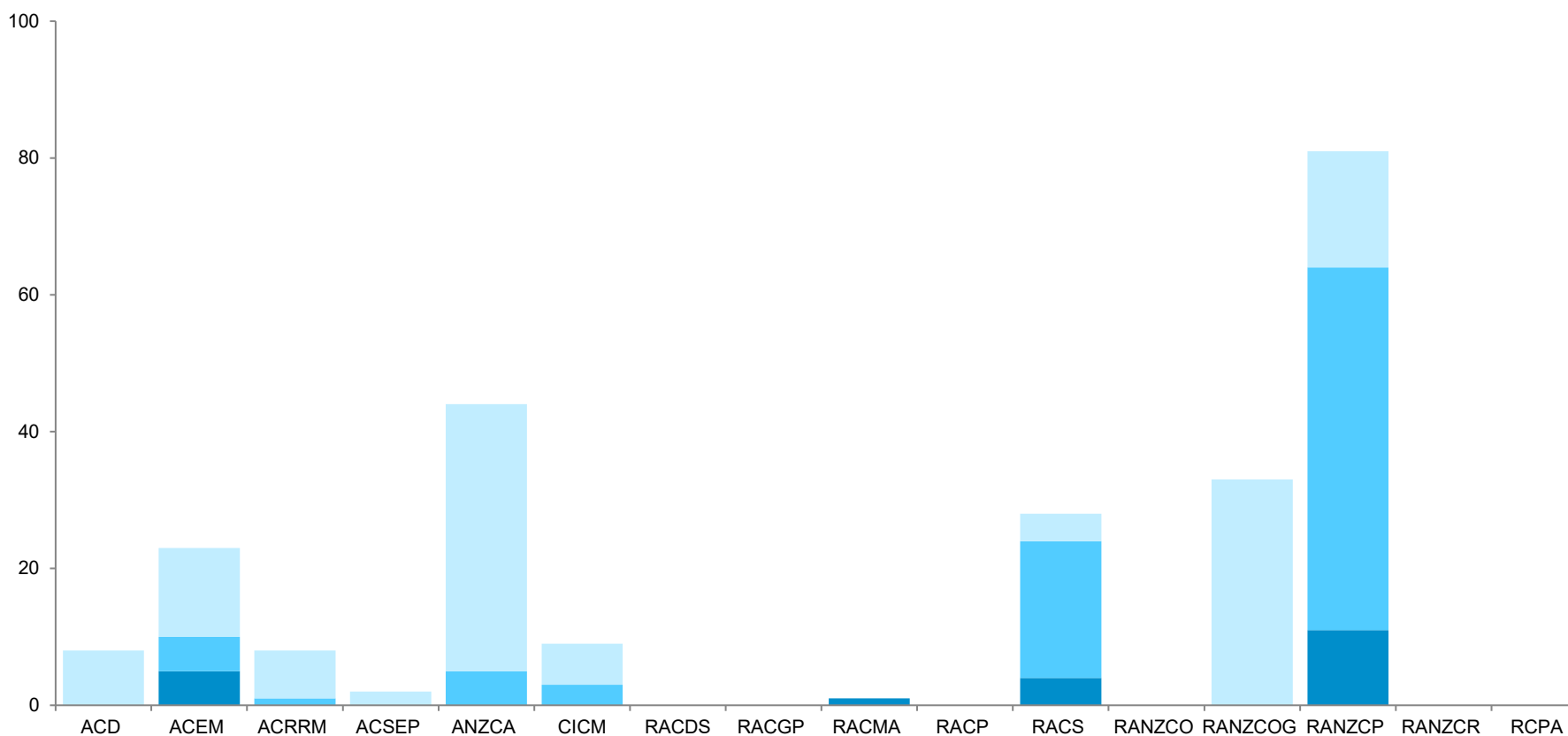
NR – not reported

3.1.3 Specialist recognition timeframes: Interim assessment – Summary of Preliminary Review (SPR) before interview: Time to first available interview



Note: RACGP do not interview to assess comparability.

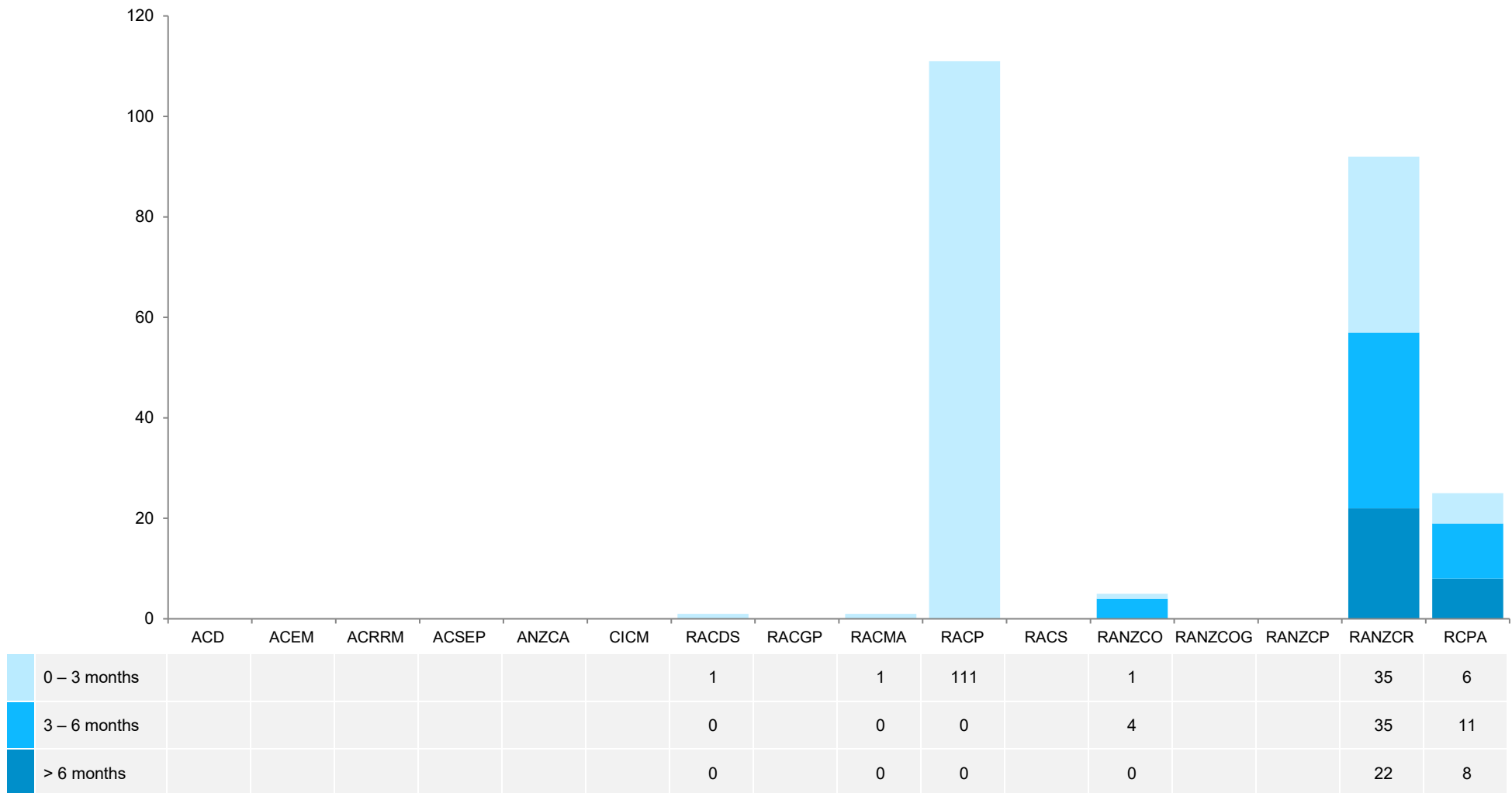
3.1.4 Specialist recognition timeframes: Interim assessment – Summary of Preliminary Review (SPR) before interview: Time from interview to decision



	ACD	ACEM	ACRRM	ACSEP	ANZCA	CICM	RACDS	RACGP	RACMA	RACP	RACS	RANZCO	RANZCOG	RANZCP	RANZCR	RCPA
0 – 14 days	8	13	7	2	39	6		0	0		4	0	33	17		0
15 – 28 days	0	5	1	0	5	3		0	0		20	0	0	53		0
> 28 days	0	5	0	0	0	0		0	1		4	0	0	11		0

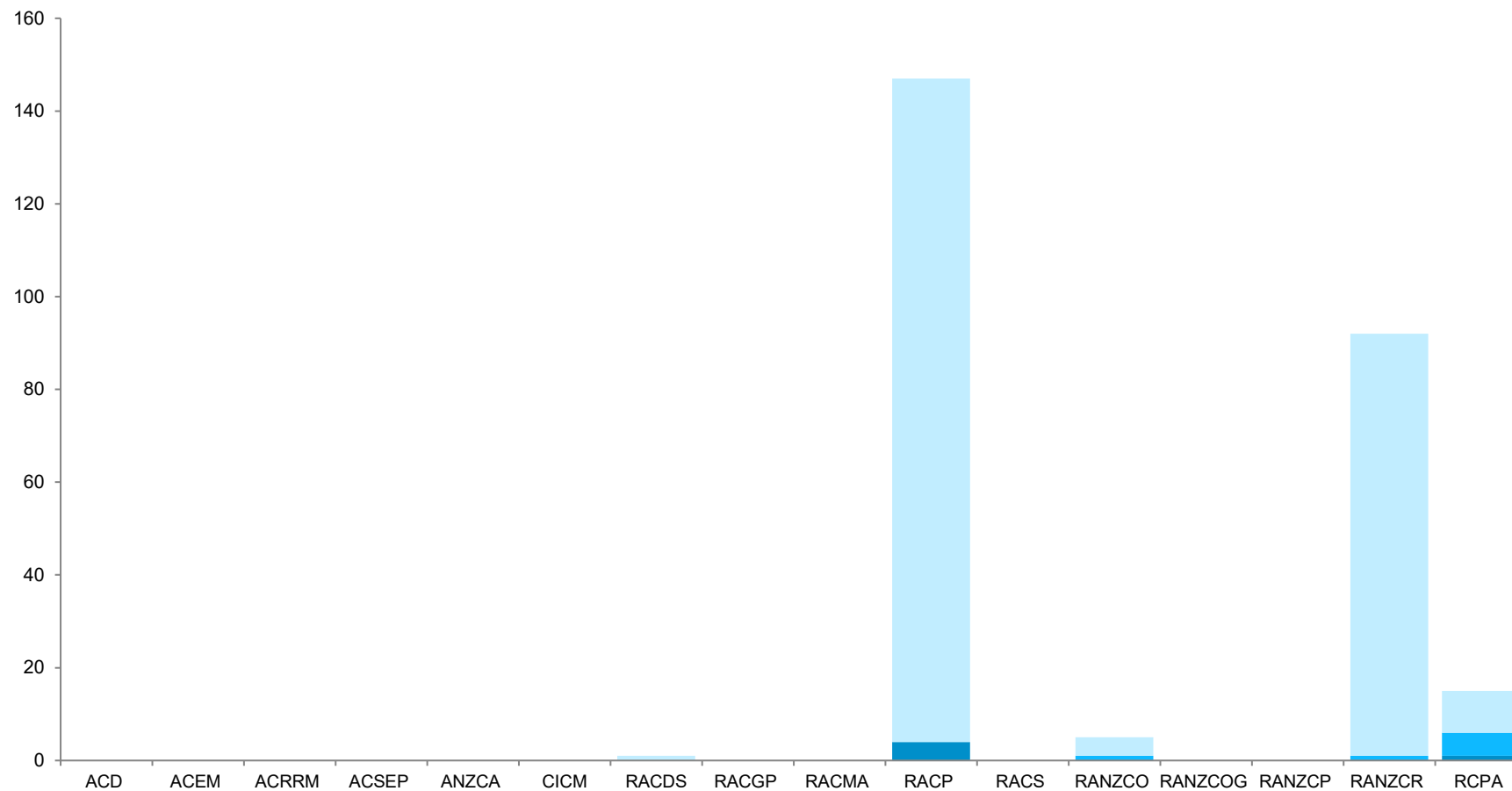
Note: RACGP do not interview to assess comparability.

3.2.1 Specialist recognition timeframes: Interim assessment – Summary of Preliminary Review (SPR) after interview: Time to first available interview



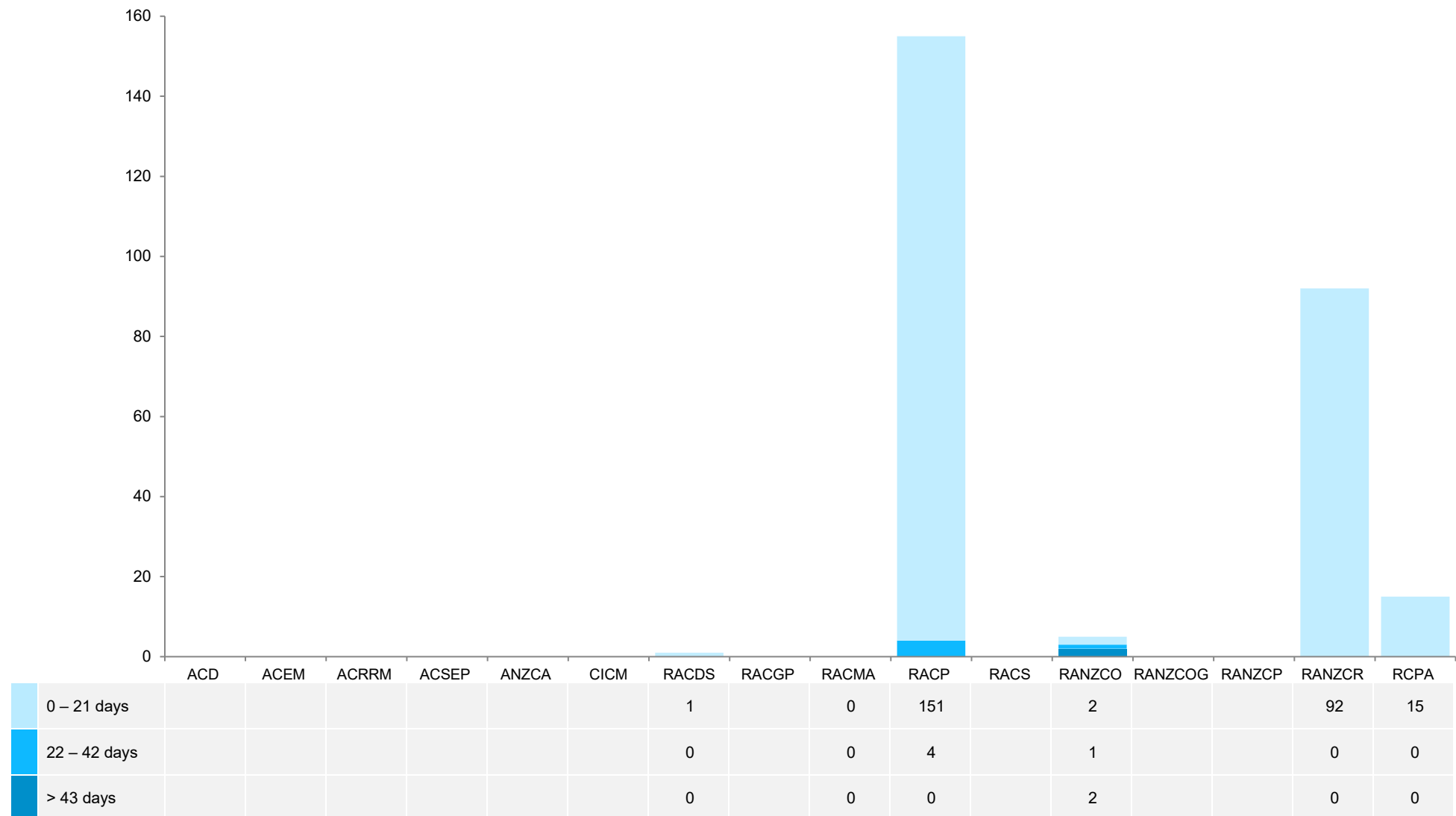
Note: ACD and RACS have not implemented the SPR. RACMA, RANZCO and RCPA use a SPR before or after the interview.

3.2.2 Specialist recognition timeframes: Interim assessment – Summary of Preliminary Review (SPR) after interview: Time for SPR to applicant

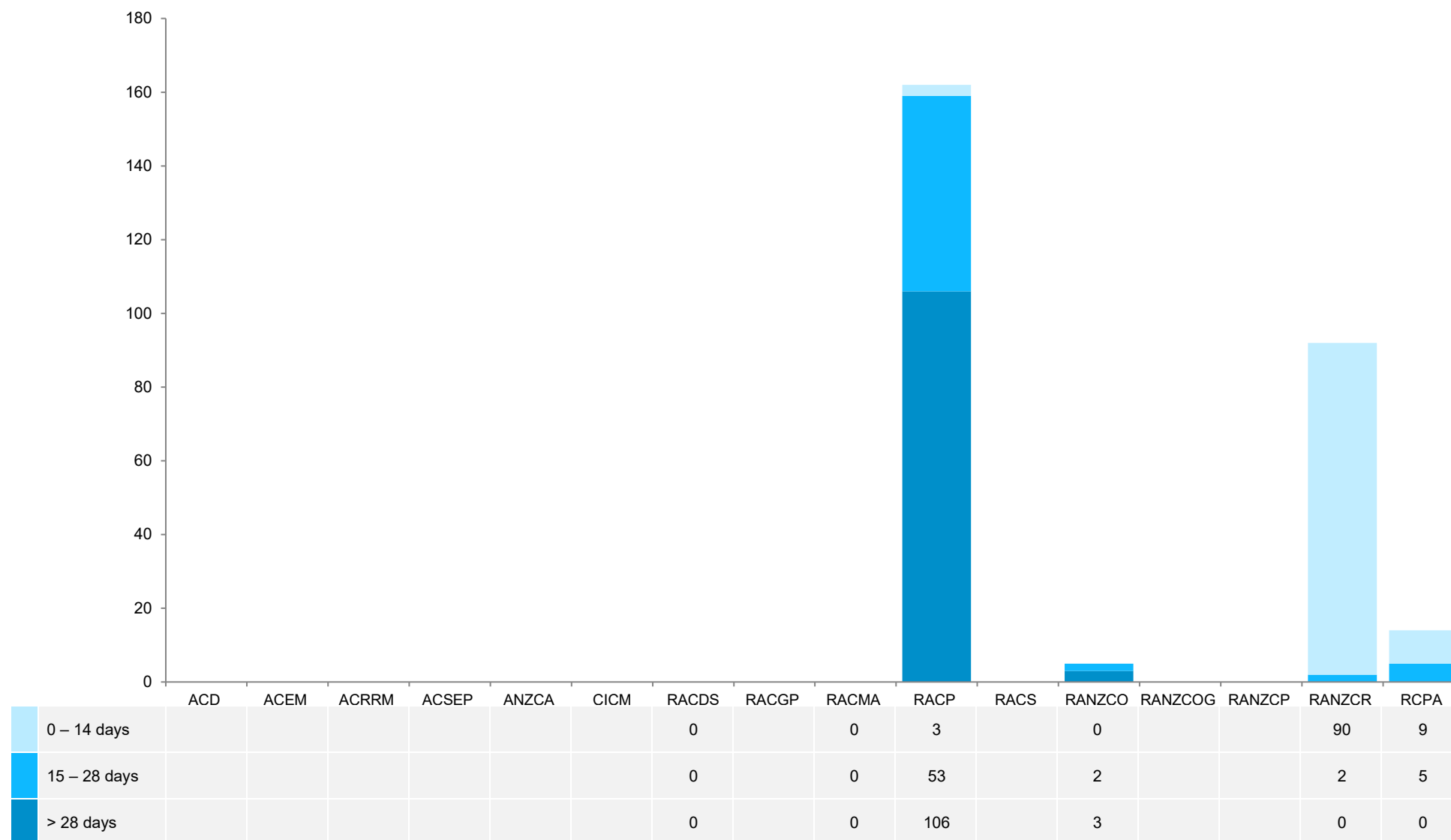


Timeframe	ACD	ACEM	ACRRM	ACSEP	ANZCA	CIMM	RACDS	RACGP	RACMA	RACP	RACS	RANZCO	RANZCOG	RANZCP	RANZCR	RCPA
0 – 21 days							1		0	143		4			91	9
22 – 42 days							0		0	0		1			1	5
> 43 days							0		0	4		0			0	1

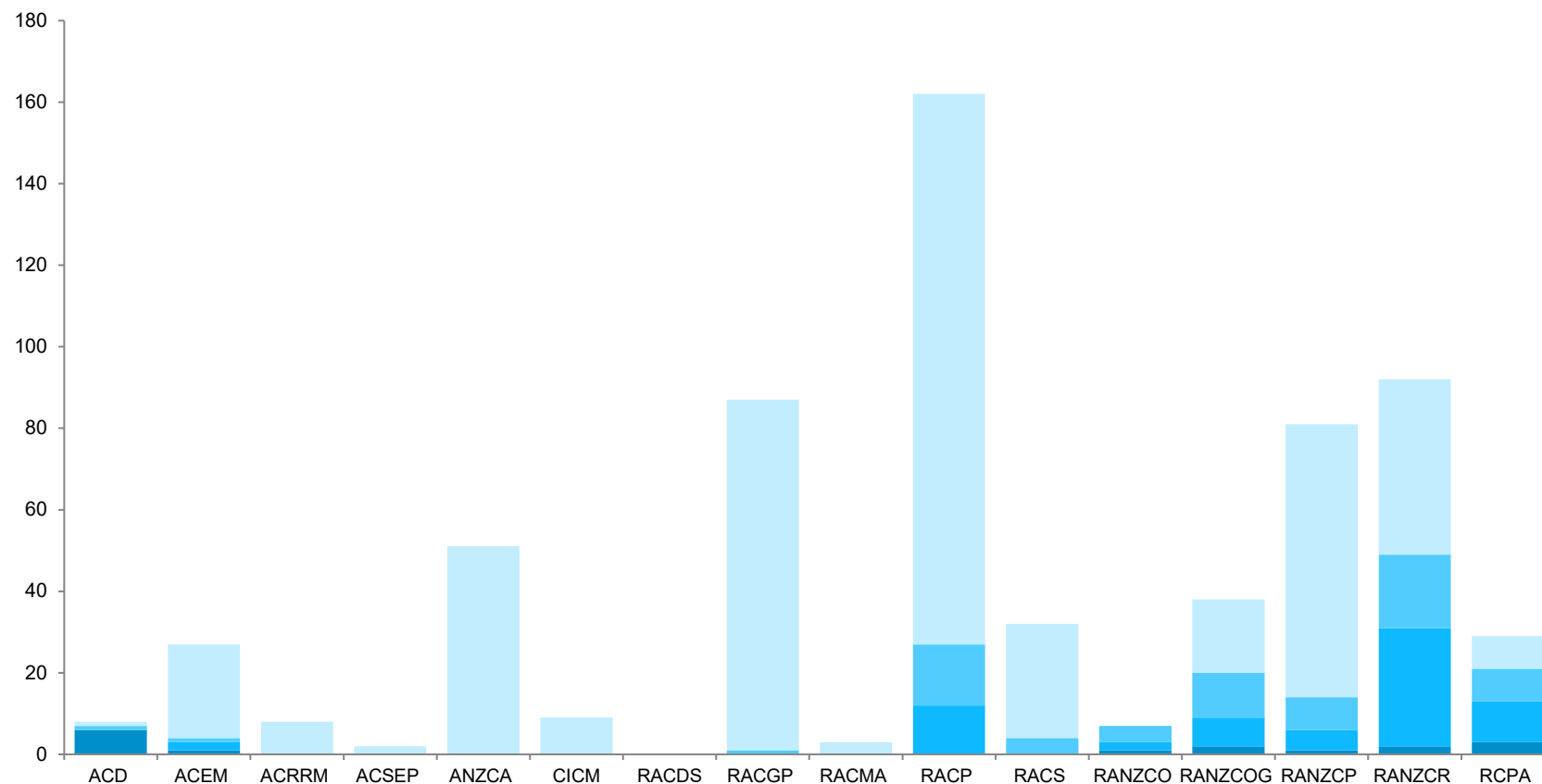
3.2.3 Specialist recognition timeframes: Interim assessment – Summary of Preliminary Review (SPR) after interview: Time for applicant response



3.2.4 Specialist recognition timeframes: Interim assessment – Summary of Preliminary Review (SPR) after interview: Time from applicant response to decision

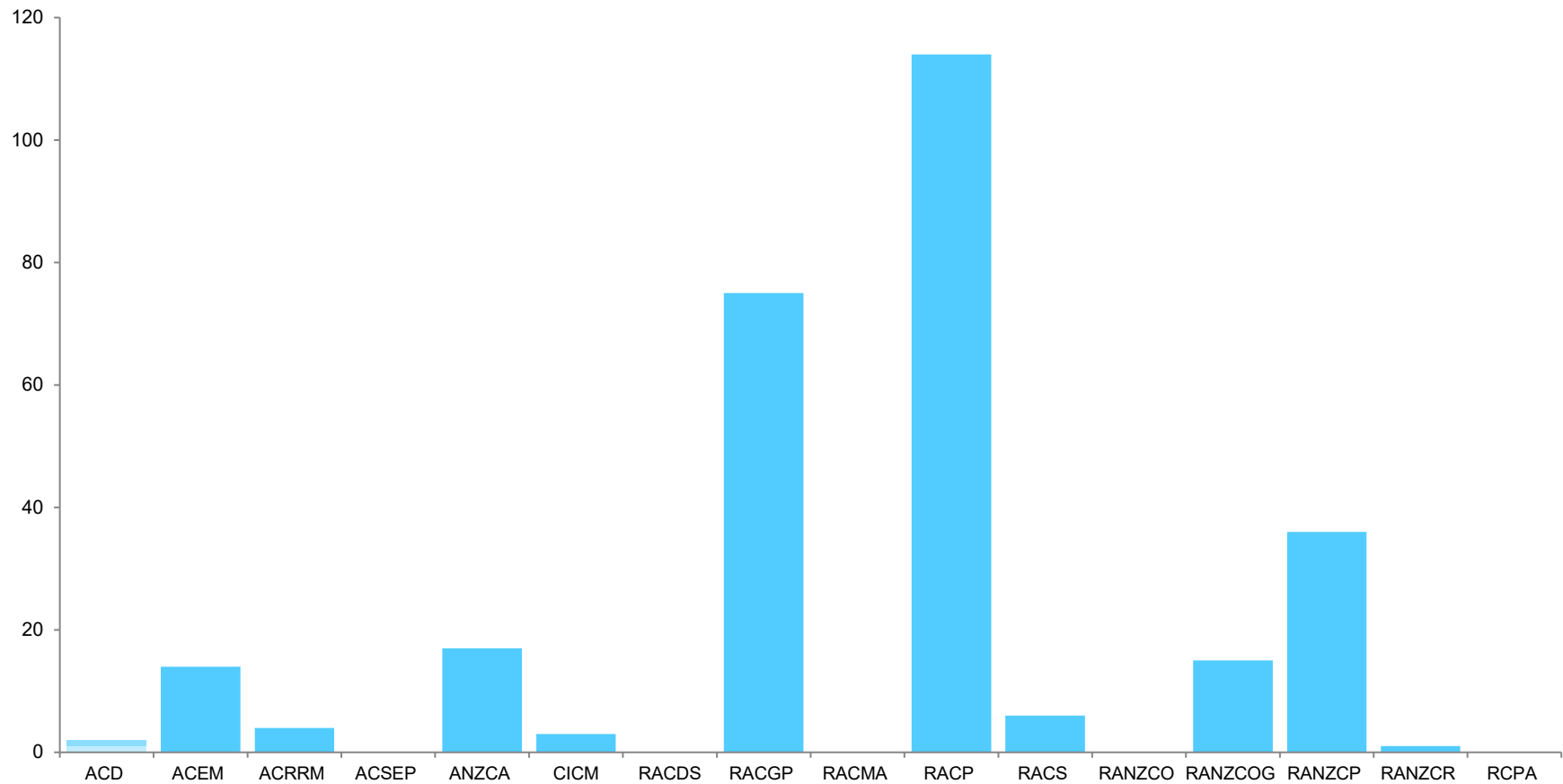


3.3 Specialist recognition timeframes: Total time for interim assessment



	ACD	ACEM	ACRRM	ACSEP	ANZCA	CICM	RACDS	RACGP	RACMA	RACP	RACS	RANZCO	RANZCOG	RANZCP	RANZCR	RCPA
0 – 4 months 14 days	1	23	8	2	51	9	0	86	3	135	28	0	18	67	43	8
4 months 15 days – 6 months	1	1	0	0	0	0	0	1	0	15	4	4	11	8	18	8
6 – 9 months	0	2	0	0	0	0	0	0	0	12	0	2	7	5	29	10
> 9 months	6	1	0	0	0	0	0	0	0	0	0	1	2	1	2	3

4.1.1 Specialist recognition requirements: Substantially comparable IMGs: Period of supervised practice required by college

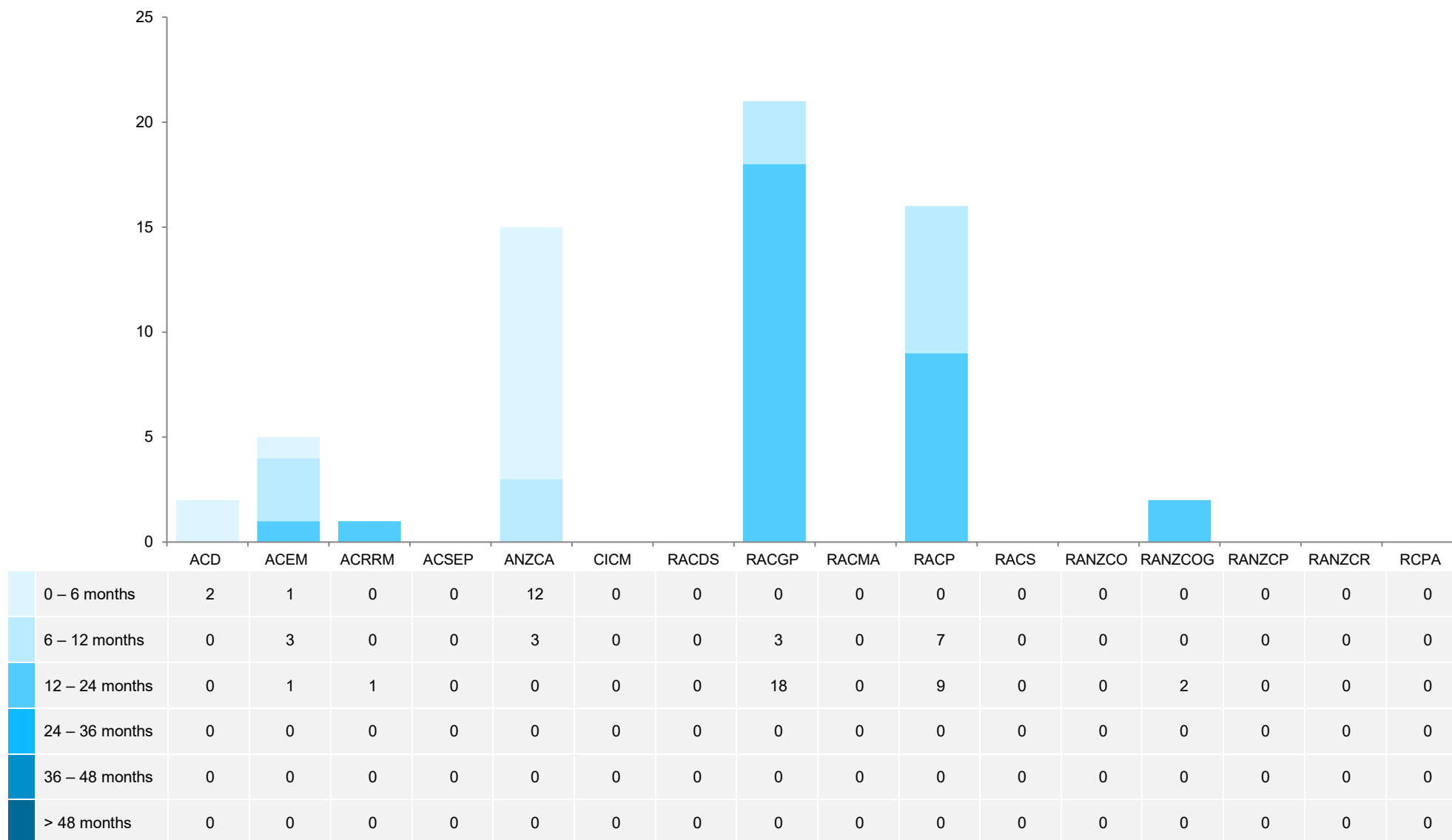


	ACD	ACEM	ACRRM	ACSEP	ANZCA	CICM	RACDS	RACGP	RACMA	RACP	RACS	RANZCO	RANZCOG	RANZCP	RANZCR	RCPA
No supervised practice required	1	0	0	0	0	0	0	0	0	0	0	0	0	0	0	0
< 3 months	1	0	0	0	0	0	0	0	0	0	0	0	0	0	0	0
3 – 12 months	0	14	4	0	17	3	0	75	0	114	6	0	15	36	1	0
> 12 months	0	0	0	0	0	0	0	0	0	0	0	0	0	0	0	0

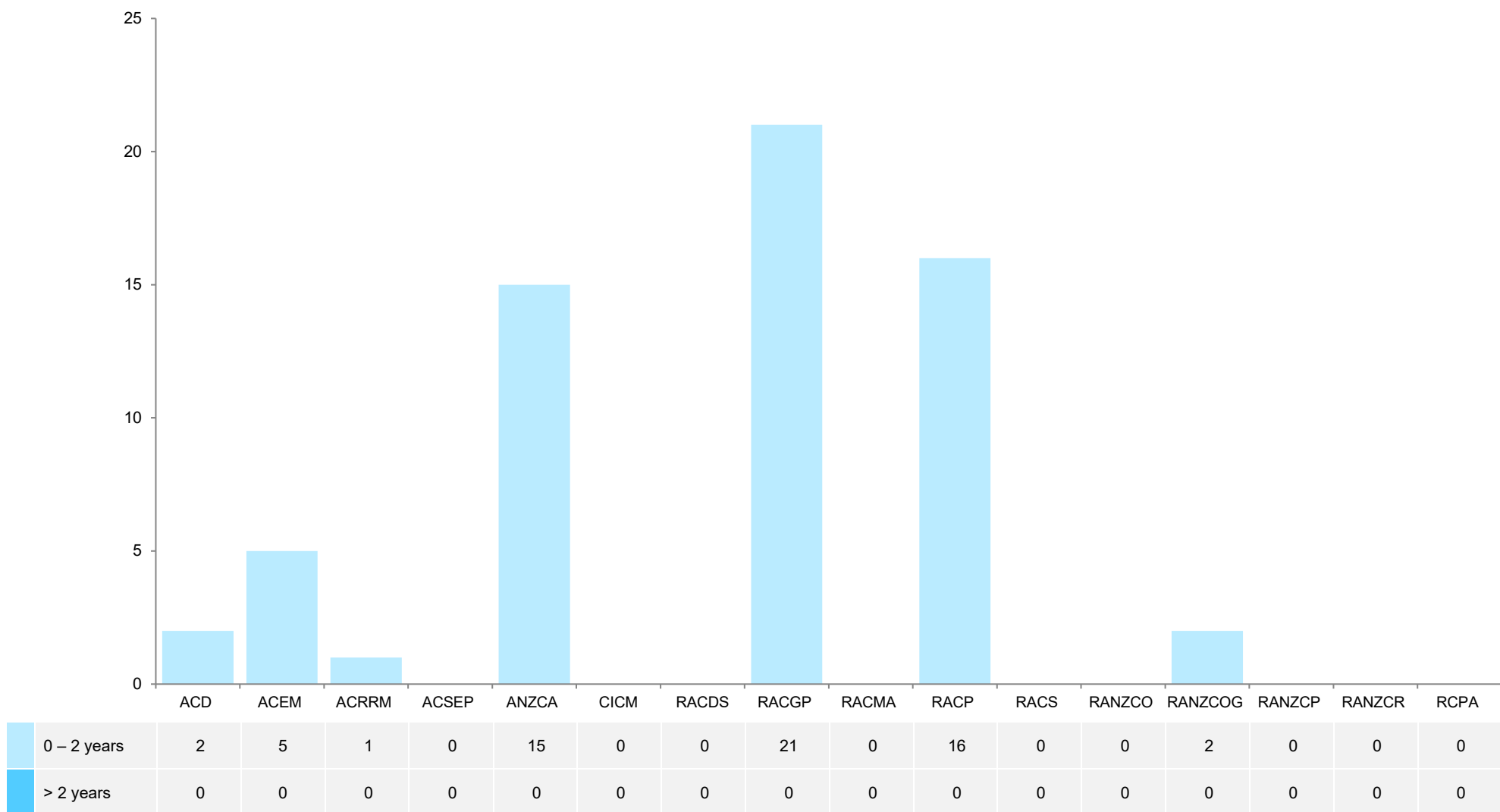
4.1.2 Specialist recognition requirements: Substantially comparable IMGs: Number required to complete exam

All specialist medical colleges reported that no substantially comparable IMGs were required to complete a formal examination.

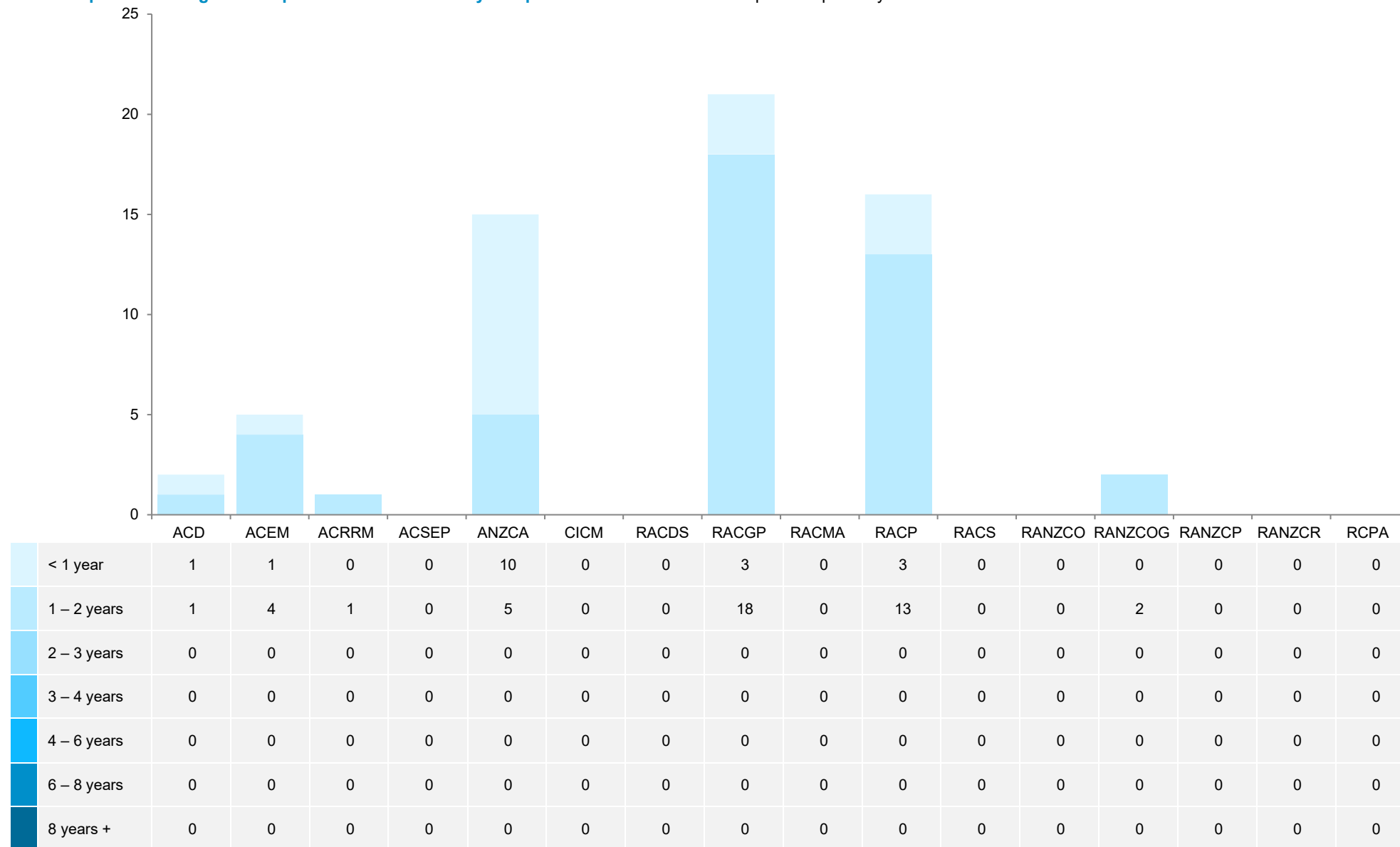
4.1.3 Specialist recognition requirements: Substantially comparable IMGs: Time for final assessment



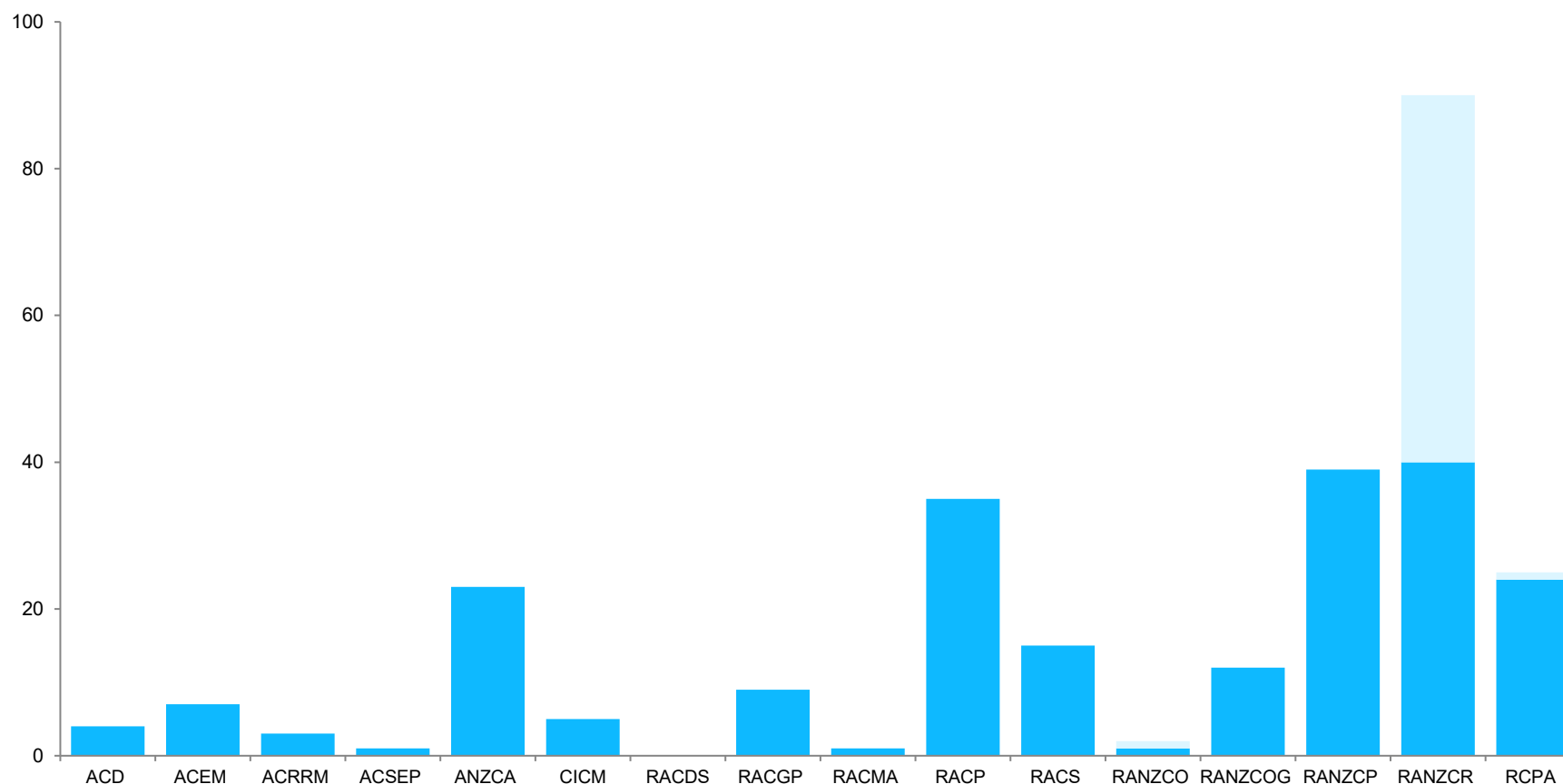
4.1.4 Specialist recognition requirements: Substantially comparable IMGs: Maximum timeframe for completing college requirements



4.1.5 Specialist recognition requirements: Substantially comparable IMGs: Total time on specialist pathway

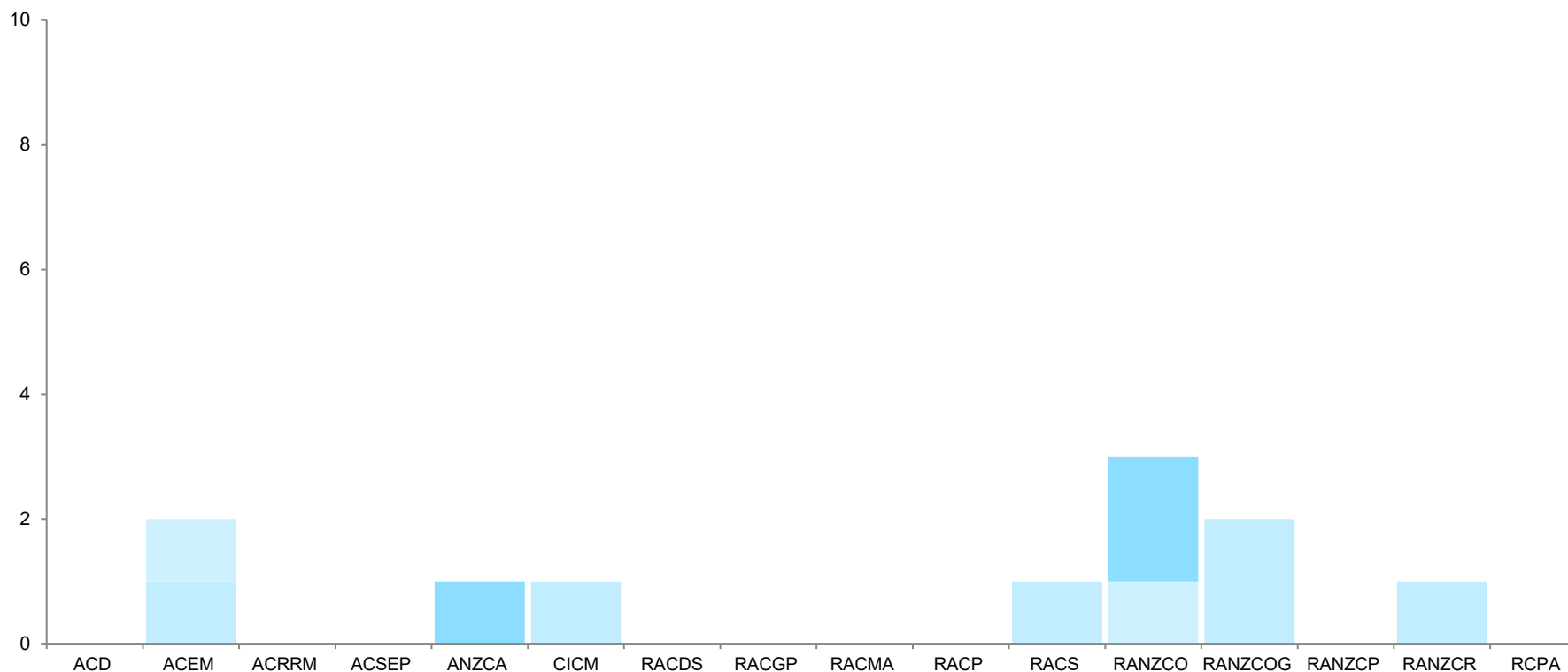


4.2.1 Specialist recognition requirements: Partially comparable IMGs: Period of supervised practice and/or training required by college



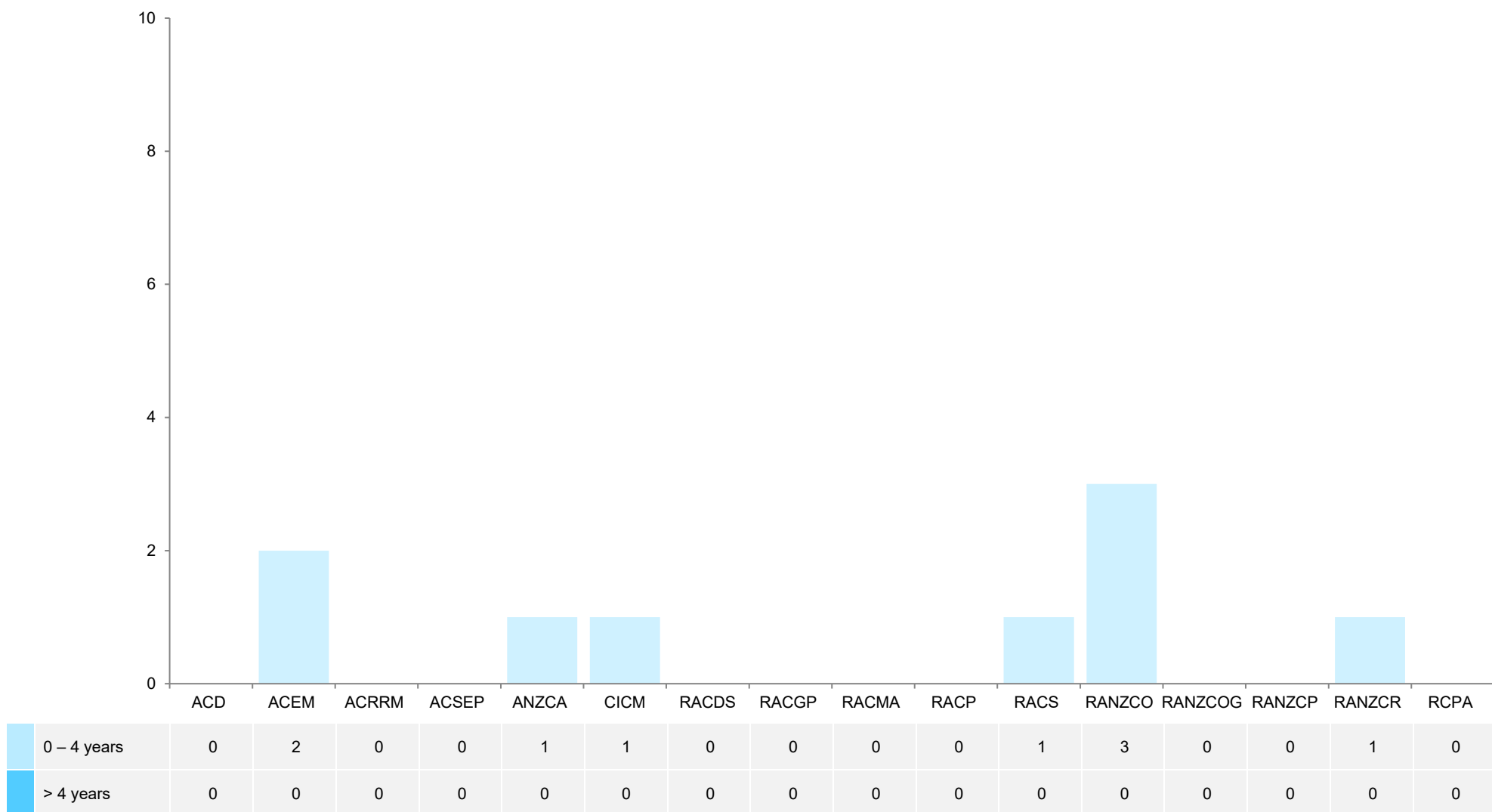
	ACD	ACEM	ACRRM	ACSEP	ANZCA	CICM	RACDS	RACGP	RACMA	RACP	RACS	RANZCO	RANZCOG	RANZCP	RANZCR	RCPA
No supervised practice or training	0	0	0	0	0	0	0	0	0	0	0	1	0	0	50	1
< 6 months	0	0	0	0	0	0	0	0	0	0	0	0	0	0	0	0
6 – 24 months	4	7	3	1	23	5	0	9	1	35	15	1	12	39	40	24
> 24 months	0	0	0	0	0	0	0	0	0	0	0	0	0	0	0	0

4.2.2 Specialist recognition requirements: Partially comparable IMGs: Time for final assessment

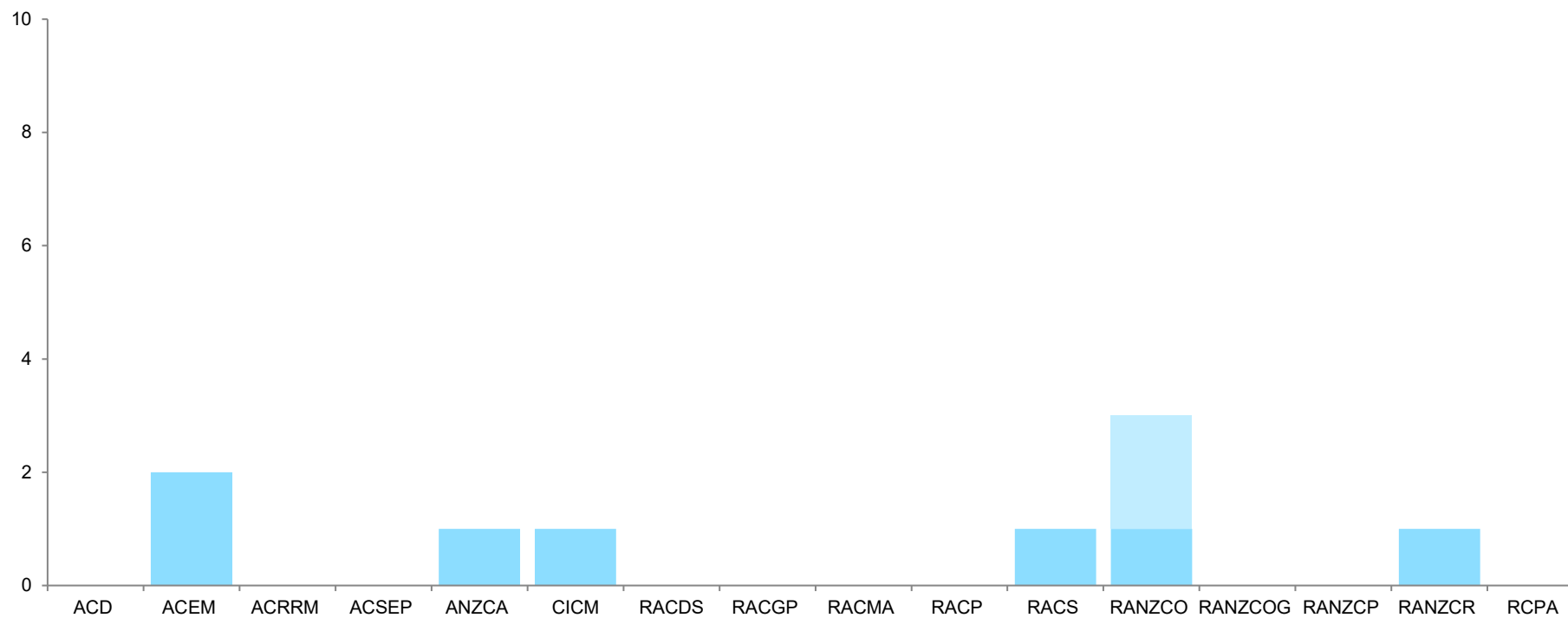


	ACD	ACEM	ACRRM	ACSEP	ANZCA	CIMM	RACDS	RACGP	RACMA	RACP	RACS	RANZCO	RANZCOG	RANZCP	RANZCR	RCPA
0 – 6 months	0	0	0	0	1	0	0	0	0	0	0	2	0	0	0	0
6 – 12 months	0	1	0	0	0	0	0	0	0	0	0	1	0	0	0	0
12 – 24 months	0	1	0	0	0	1	0	0	0	0	1	0	2	0	1	0
24 – 36 months	0	0	0	0	0	0	0	0	0	0	0	0	0	0	0	0
36 – 48 months	0	0	0	0	0	0	0	0	0	0	0	0	0	0	0	0
> 48 months	0	0	0	0	0	0	0	0	0	0	0	0	0	0	0	0

4.2.3 Specialist recognition requirements: Partially comparable IMGs: Maximum timeframe for completing college requirements

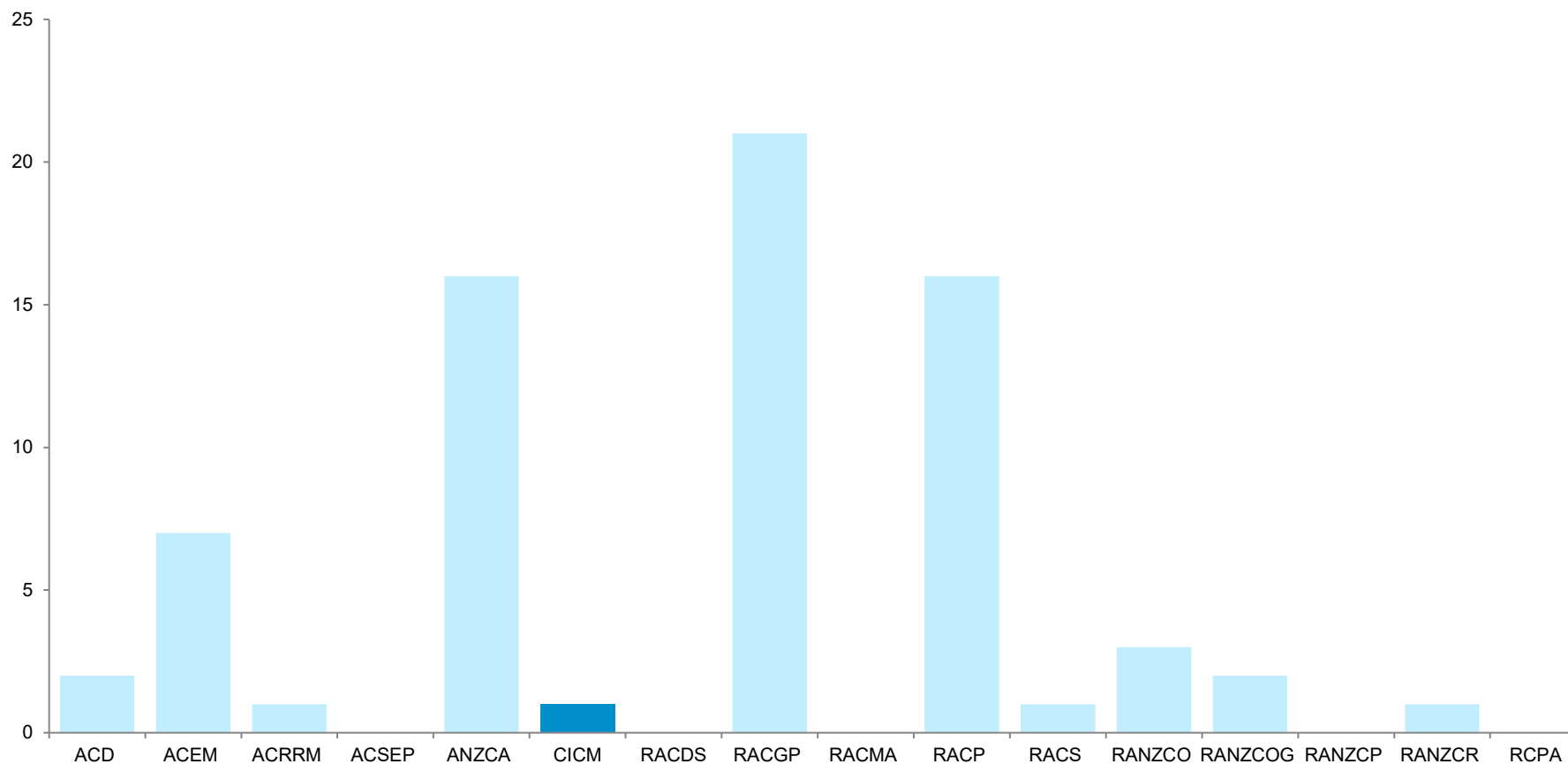


4.2.4 Specialist recognition requirements: Partially comparable IMGs: Total time on specialist pathway



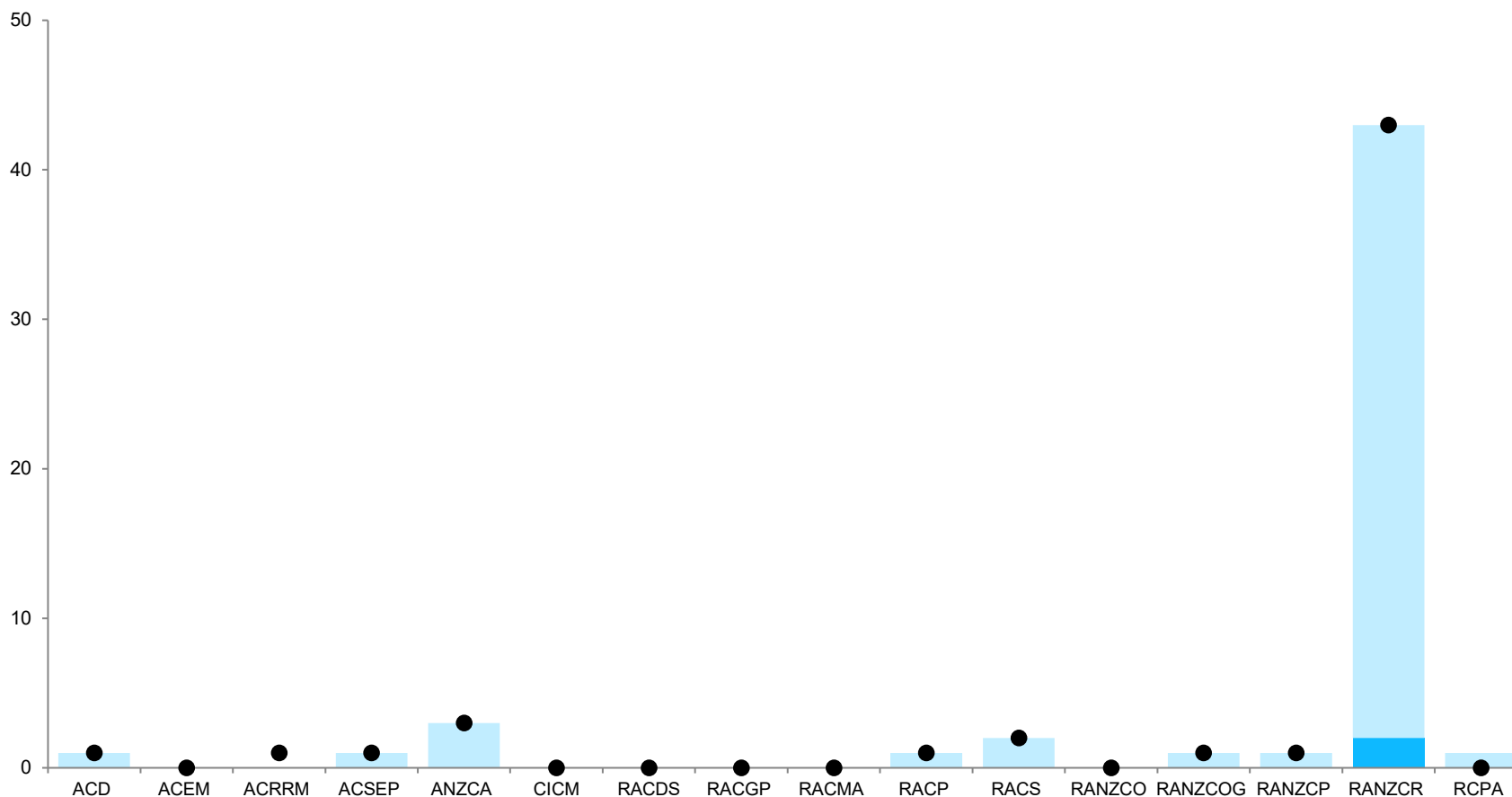
	ACD	ACEM	ACRRM	ACSEP	ANZCA	CICM	RACDS	RACGP	RACMA	RACP	RACS	RANZCO	RANZCOG	RANZCP	RANZCR	RCPA
< 1 year	0	0	0	0	0	0	0	0	0	0	0	2	0	0	0	0
1 – 2 years	0	2	0	0	1	1	0	0	0	0	1	1	0	0	1	0
2 – 3 years	0	0	0	0	0	0	0	0	0	0	0	0	0	0	0	0
3 – 4 years	0	0	0	0	0	0	0	0	0	0	0	0	0	0	0	0
4 – 6 years	0	0	0	0	0	0	0	0	0	0	0	0	0	0	0	0
6 – 8 years	0	0	0	0	0	0	0	0	0	0	0	0	0	0	0	0
8 years +	0	0	0	0	0	0	0	0	0	0	0	0	0	0	0	0

4.3 Specialist recognition timeframes and requirements: Final assessment decision: Time for specialist recognition final assessment decision



	ACD	ACEM	ACRRM	ACSEP	ANZCA	CICM	RACDS	RACGP	RACMA	RACP	RACS	RANZCO	RANZCOG	RANZCP	RANZCR	RCPA
0 – 2 months	2	7	1	0	16	0	0	21	0	16	1	3	2	0	1	0
> 2 – 6 months	0	0	0	0	0	0	0	0	0	0	0	0	0	0	0	0
> 6 – 9 months	0	0	0	0	0	0	0	0	0	0	0	0	0	0	0	0
> 9 months	0	0	0	0	0	1	0	0	0	0	0	0	0	0	0	0

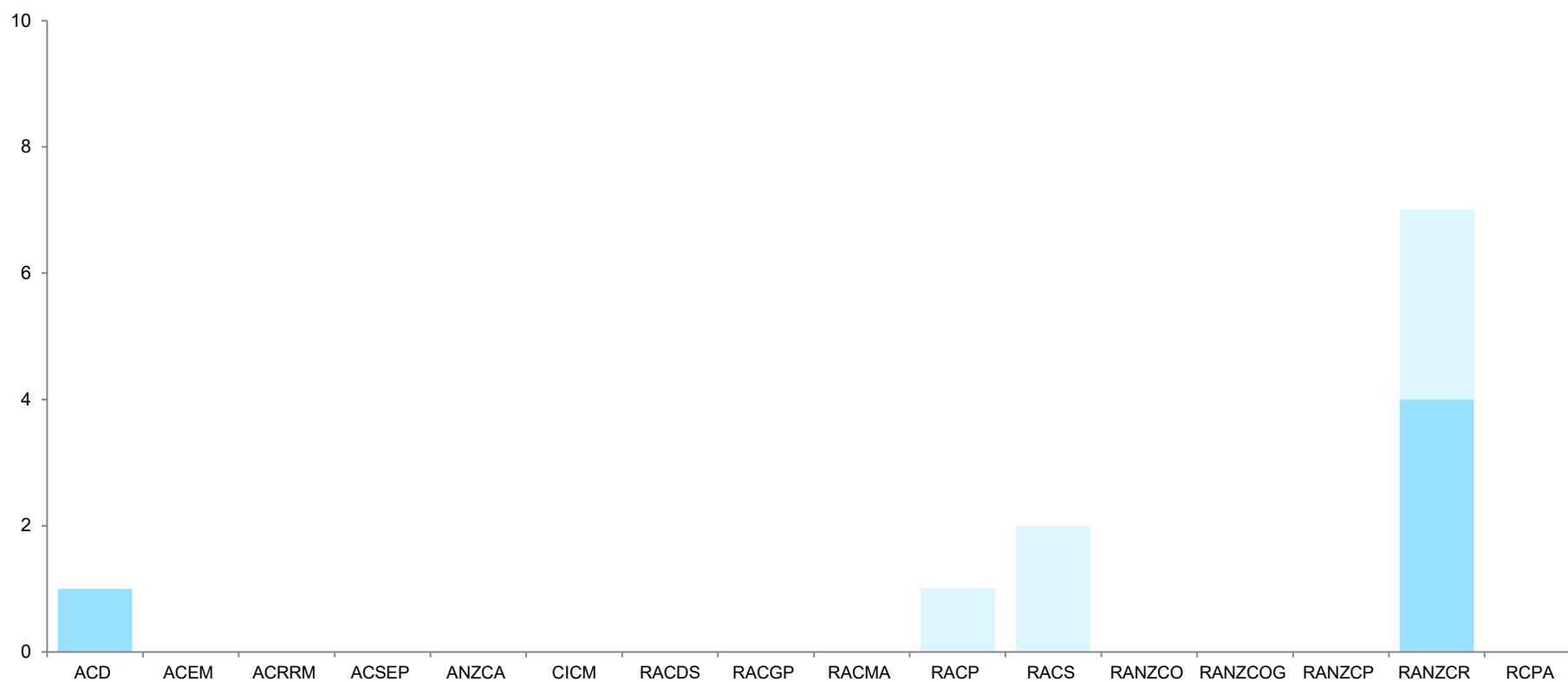
5.1 Area of need outcomes and timeframes: Outcome of assessment



Suitable for the position	1	0	0	1	3	0	0	0	0	1	2	0	1	1	41	1
Not suitable for the position	0	0	0	0	0	0	0	0	0	0	0	0	0	0	2	0
Total AoN and combined applications	1	0	1	1	3	0	0	0	0	1	2	0	1	1	43	0

Note: Outcomes of assessment may not total 'Total number of applications received', some assessments were still in progress.

5.2 Area of need outcomes and timeframes: Time for assessment



	ACD	ACEM	ACRRM	ACSEP	ANZCA	CIMM	RACDS	RACGP	RACMA	RACP	RACS	RANZCO	RANZCOG	RANZCP	RANZCR	RCPA
0 – 2 months	0	0	0	0	0	0	0	0	0	1	2	0	0	0	3	0
> 2 – 6 months	1	0	0	0	0	0	0	0	0	0	0	0	0	0	4	0
> 6 – 9 months	0	0	0	0	0	0	0	0	0	0	0	0	0	0	0	0
> 9 months	0	0	0	0	0	0	0	0	0	0	0	0	0	0	0	0

Note: Excludes combined assessments (where IMG applied for specialist recognition and area of need)

6.1 IMG country of qualifications: Primary medical degree and specialist qualification - all colleges (data)

Country	Primary qualification	Specialist qualification
Argentina	4	4
Bangladesh	5	4
Belgium	1	0
Brazil	10	10
Bulgaria	2	1
Canada	7	15
Czech Republic	3	0
Chile	1	0
China	8	5
Colombia	1	0
Croatia	1	1
Congo	1	0
Denmark	2	1
Egypt	21	18
Fiji	2	2
France	3	3
Germany	7	7
Grenada	1	0
Hong Kong	16	16
Hungary	2	1
India	131	99
Indonesia	1	1
Iran	34	33
Iraq	14	4

Country	Primary qualification	Specialist qualification
Ireland	19	17
Israel	1	3
Italy	2	2
Japan	1	1
Jordan	0	6
Kenya	4	3
Latvia	1	0
Lebanon	2	2
Libya	1	0
Malaysia	6	13
Malta	1	0
Mexico	1	1
Morocco	1	0
Myanmar	4	0
Nepal	1	1
Netherlands	5	6
New Zealand	0	11
Nigeria	27	16
Pakistan	26	11
Peru	1	0
Philippines	2	2
Poland	4	2
Portugal	1	2
Qatar	0	3

Country	Primary qualification	Specialist qualification
Romania	2	3
Russia	6	1
Saudi Arabia	2	3
Senegal	1	0
Singapore	0	4
South Africa	52	51
Spain	6	8
Sri Lanka	67	64
Sudan	5	2
Sweden	3	6
Switzerland	3	3
Syria	0	2
Taiwan	6	5
Thailand	1	1
Turkey	5	4
Ukraine	3	2
United Arab Emirates	1	3
United Kingdom	137	193
United States of America	18	27
Vietnam	1	1
Yemen	2	0
Zimbabwe	2	0

6.2 IMG country of qualifications: Primary medical degree and specialist qualification - all colleges (graph)

