

Midwifery now: Midwife practitioners and midwives with scheduled medicines endorsements

A snapshot as at 30 June 2022
Workforce at a glance




861 midwife practitioners and midwives with scheduled medicines endorsements in Australia¹

No midwife practitioners or midwives with scheduled medicines endorsements on the pandemic sub-register

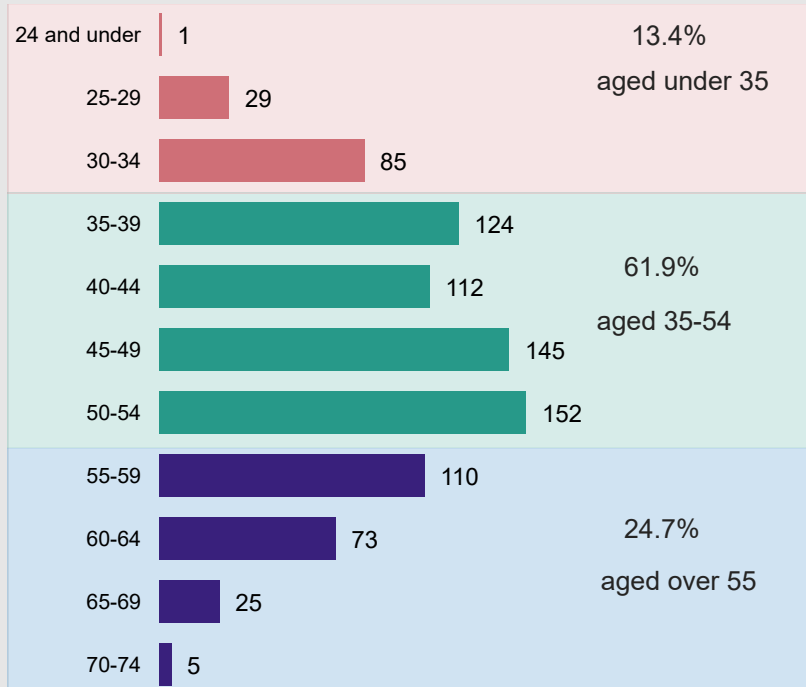
0.1% of regulated health practitioner workforce

3.3 midwife practitioners and midwives with scheduled medicines endorsements per 100,000 head of population

Registration type



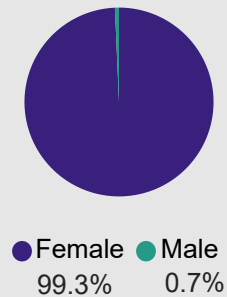
Age range at 2021/22



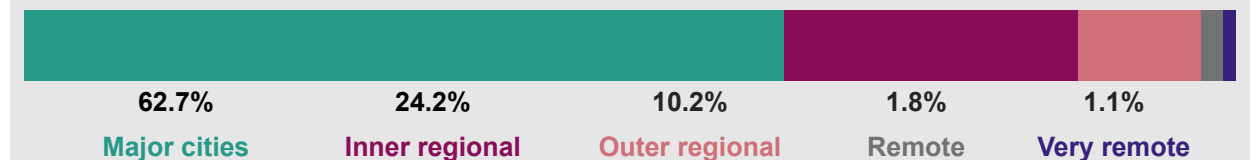
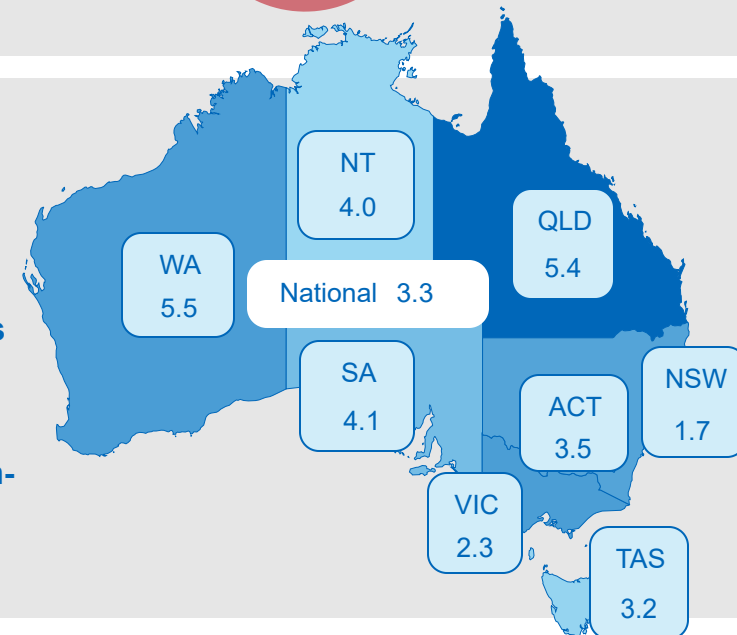
Average age (mean)

46.9 years

Gender



Midwife practitioners and midwives with scheduled medicines endorsements per 100,000 head of population excluding non-practising registrants

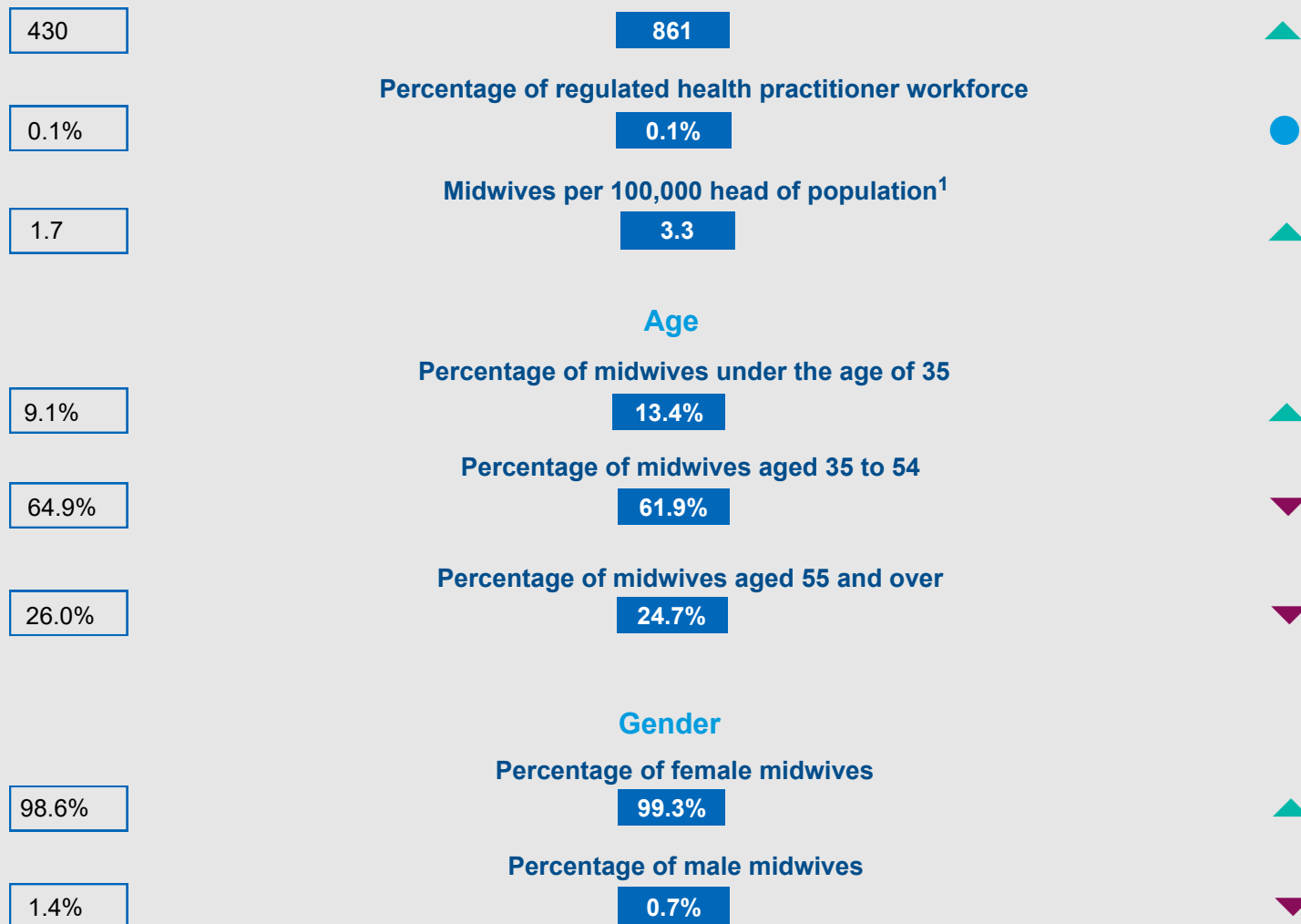


1. Excludes non-practising registrants and those on the pandemic sub-register, unless otherwise stated.

Midwifery now: Midwife practitioners and midwives with scheduled medicines endorsements

Five year trend from 2017/18 to 2021/22

Midwife practitioners and midwives with scheduled medicines endorsements



Five year trend from 2017/18 to 2021/22

Table key

2017/18

2021/22

Trend down ▼

Trend stable ●

Trend up ▲

100.2% increase in midwife practitioners and midwives with scheduled medicines endorsements

Changes to registration categories

General registration

100.0%

100.0%

●

1. Includes non-practising practitioners.

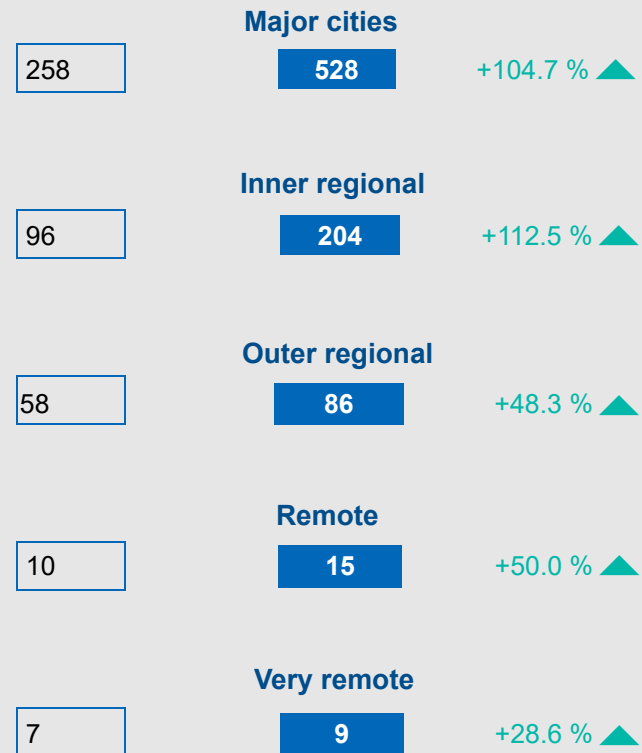
Midwifery now: Midwife practitioners and midwives with scheduled medicines endorsements

Five year trend from 2017/18 to 2021/22

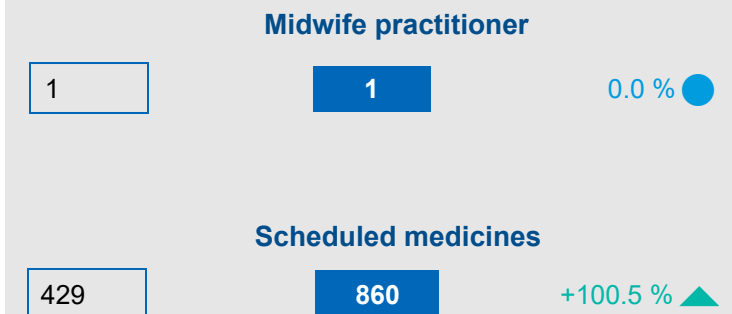
Changes to workforce across states and territories¹



Changes to workforce across remoteness areas¹



Changes to endorsements



1. Excludes practitioners who do not have an Australian Principal Place of Practice (PPP) recorded on the register - usually because they are residing overseas or have not provided a valid PPP.